



UDIN: 23158536BGWOOZ8271

**LIMITED REVIEW REPORT**

To,  
Board of Directors  
Khemani Distributors & Marketing Ltd


We have reviewed the accompanying statement of standalone unaudited financial results of **KHEMANI DISTRIBUTORS & MARKETING LIMITED** for the half yearly ended **September, 2023**. This statement is the responsibility of the Company's Management and has been approved by the Board of Directors. Our responsibility is to issue a report on these financial statements based on our review.

We conducted our review in accordance with the Standard on Review Engagement (SRE) 2410 "Review of Interim Financial Information performed by the Independent Auditor of the Entity", - issued by the Institute of Chartered Accountants of India. This standard requires that we plan and perform the review to obtain moderate assurance as to whether the financial statements are free of material misstatement. A review is limited primarily to inquiries of company personnel and analytical procedures applied to financial data and thus provides less assurance than an audit. We have not performed an audit and accordingly, we do not express an audit opinion.

Based on our review conducted as above, nothing has come to our attention that causes us to believe that the accompanying statement of unaudited financial results prepared in accordance with applicable accounting standards and other recognized accounting practices and policies has not disclosed the information required to be disclosed in terms of Regulation 33 of the SEBI (Listing Obligations and Disclosure Requirements) Regulations, 2015 including the manner in which it is to be disclosed, or that it contains any material misstatement.

FOR B. CHORDIA & CO.  
CHARTERED ACCOUNTANTS,  
F.R.N. 121083W

CA. VIKAS CHORDIA  
Partner  
M.N. 158536



Place : Surat  
Date: November 03, 2023


**Standalone Unaudited Financial Results for the Half Year Ended 30-09-2023**

(Rs. in Lakh)

Sr. No.	Particulars	Half Year Ended			Year Ended	
		30.09.2023	31.03.2023	30.09.2022	31.03.2023	31.03.2022
		(Unaudited)	(Audited)	(Unaudited)	(Audited)	(Audited)
1	<b>Income</b>					
	(a) Revenue from Operations	5320.51	4267.60	3516.99	7784.59	6819.24
	(b) Other Income	1347.44	24.36	328.44	352.80	66.31
	<b>Total Income (a+b)</b>	<b>6667.95</b>	<b>4291.96</b>	<b>3845.43</b>	<b>8137.39</b>	<b>6885.55</b>
2	<b>Expenses</b>					
	(a) Cost of materials consumed	0.00	0.00	0.00	0.00	0.00
	(b) Purchases of stock-in-trade	3635.82	3901.95	3302.22	7204.17	5733.62
	(c) Changes in inventories of finished goods, work-in-progress and stock-in-trade	11.20	(150.25)	18.63	(131.62)	30.11
	(d) Employee benefits expense	35.03	48.72	33.38	82.10	71.90
	(e) Finance costs	14.32	29.01	17.70	46.71	29.71
	(f) Depreciation and amortisation expense	6.55	8.84	9.00	17.84	16.95
	(g) Other expenses	165.05	187.46	101.99	289.45	232.46
	<b>Total expenses</b>	<b>3867.98</b>	<b>4025.72</b>	<b>3482.93</b>	<b>7508.65</b>	<b>6114.75</b>
3	<b>Profit/(Loss) before exceptional and extraordinary items and tax</b>	<b>2799.97</b>	<b>266.24</b>	<b>362.50</b>	<b>628.74</b>	<b>770.80</b>
4	Exceptional items	0.00	0.00	0.00	0.00	0.00
5	<b>Profit/(Loss) before extraordinary items and tax (3-4)</b>	<b>2799.97</b>	<b>266.24</b>	<b>362.50</b>	<b>628.74</b>	<b>770.80</b>
6	Extraordinary items	0.00	0.00	0.00	0.00	0.00
7	<b>Profit/(Loss) before tax (5-6)</b>	<b>2799.97</b>	<b>266.24</b>	<b>362.50</b>	<b>628.74</b>	<b>770.80</b>
8	<b>Tax Expenses</b>					
	(a) Current tax	475.00	64.57	22.50	87.07	178.04
	(b) Deferred tax	-	(0.26)	21.32	21.06	9.74
	<b>Total Tax Expenses (a+b)</b>	<b>475.00</b>	<b>64.31</b>	<b>43.82</b>	<b>108.13</b>	<b>187.78</b>
9	<b>Profit/(Loss) for the period from Continuing Operations (7-8)</b>	<b>2324.97</b>	<b>201.93</b>	<b>318.68</b>	<b>520.61</b>	<b>583.02</b>
10	Profit/(Loss) for the period from discontinuing Operations	0.00	0.00	0.00	0.00	0.00
11	Tax Expenses of discountinung operations	0.00	0.00	0.00	0.00	0.00
12	<b>Profit/(Loss) from discountinung operation after tax (10-11)</b>	<b>0.00</b>	<b>0.00</b>	<b>0.00</b>	<b>0.00</b>	<b>0.00</b>
13	<b>Net Profit/(Loss) for the period (9+12)</b>	<b>2,324.97</b>	<b>201.93</b>	<b>318.68</b>	<b>520.61</b>	<b>583.02</b>
14	<b>Details of Equity Share capital</b>					
	Paid Up Share Capital	1148.70	1148.70	1148.70	1148.70	1148.70
	Face value of Equity Share Capital	5/-	5/-	5/-	5/-	5/-
	Reserves excluding revaluation reserves	6038.87	3714.71	3512.79	3714.71	3198.19
15	(i) Earning per share (before extraordinary items) (of Rs. 5/- each) (not annualised):					
	(a) Basic EPS	10.12	0.88	1.39	2.27	2.54
	(b) Diluted EPS	10.12	0.88	1.39	2.27	2.54
	(ii) Earning per share (after extraordinary items) (of Rs. 5/- each) (not annualised):					
	(a) Basic EPS	10.12	0.88	1.39	2.27	2.54
	(b) Diluted EPS	10.12	0.88	1.39	2.27	2.54
<b>See accompanying Notes to the Financial Results</b>						

Cont..2..

Place: Surat  
Date: 03/11/2023



*A.K.*  
**AMITKUMAR KHEMANI**  
Whole Time Director and CFO  
(DIN: 02227413)

**Khemani Distributors & Marketing Limited**


Registered Office: Plot No. D/91-92, Laxminarayan Industrial Park, BRC Compound, Udhana-Bhestan Road, Surat-394210, Gujarat  
Tel. No.: 9737747888, Email: investors@khemanigroup.net, Website: www.khemanigroup.net, CIN: L74300GJ2011PLC063520


## Standalone Unaudited Statement of Assets and Liabilities for the Half Year Ended 30-09-2023

(Rs. in lakh)

Particulars	As at 30.09.2023 (Unaudited)	As at 31.03.2023 (Audited)
<b>A EQUITY AND LIABILITIES</b>		
<b>1 Shareholder's Funds</b>		
(a) Share Capital	1148.70	1148.70
(b) Reserves and Surplus	6038.87	3714.71
(c) Money received against share warrants	0.00	0.00
<b>Total Shareholders' Funds</b>	<b>7187.57</b>	<b>4863.41</b>
<b>2 Share application money pending allotment</b>		0.00
<b>3 Non- Current liabilities</b>		
(a) Long-Term borrowings	6.08	718.53
(b) Deferred tax liabilities (net)	0.00	0.00
(c) Other Long-Term liabilities	0.00	0.00
(d) Long- term Provisions	0.00	0.00
<b>Total Non- Current Liabilities</b>	<b>6.08</b>	<b>718.53</b>
<b>4 Current liabilities</b>		
(a) Short- term borrowings	0.00	348.89
(b) Trade Payables		
(i) Total outstanding dues of micro enterprises and small enterprises	0.00	1.91
(ii) Total outstanding dues of creditors other than micro enterprises and small enterprises	273.71	273.13
(c) Other current liabilities	182.72	0.00
(d) Short- term provisions	496.44	98.67
<b>Total- Current Liabilities</b>	<b>952.87</b>	<b>722.60</b>
<b>Total- Equity and Liabilities</b>	<b>8146.52</b>	<b>6304.54</b>
<b>B ASSETS</b>		
<b>1 Non- Current assets</b>		
(a) Property, Plant and Equipments and Intangible Assets		
(i) Tangible assets		
Gross fixed assets	211.11	210.26
less-Depreciation	113.79	107.24
Net fixed Assets	97.33	103.02
(ii) Intangible assets	0.00	0.00
(iii) Intangible assets under development	0.00	0.00
(iv) Capital Work in Progress	0.00	0.00
<b>Total Property, Plant &amp; Equipment</b>	<b>97.33</b>	<b>103.02</b>
(b) Non-current investments	4483.26	1035.71
(c) Deferred tax assets (net)	3.83	3.83
(d) Long-term loans and advances	1397.55	1407.88
(e) Other non-current assets	1.00	1.20
<b>Total Non-current assets</b>	<b>5982.96</b>	<b>2551.64</b>
<b>2 Current assets</b>		
(a) Current Investments		0.00
(b) Inventories	1385.18	2095.75
(c) Trade Receivables	379.19	315.49
(d) Cash and Cash equivalents	183.05	571.61
(e) Bank Balance other than Cash and Cash equivalents	0.00	0.00
(f) Short- term loans and advances	0.00	0.00
(g) Other Current Assets	216.15	770.05
<b>Total Current assets</b>	<b>2163.57</b>	<b>3752.90</b>
<b>Total - Assets</b>	<b>8146.52</b>	<b>6304.54</b>

Cont..3..



  
**AMITKUMAR KHEMANI**  
 Whole Time Director & CFO  
 (DIN: 02227413)

Place: Surat  
Date: 03/11/2023

### Khemani Distributors & Marketing Limited

Registered Office: Plot No. D/91-92, Laxminarayan Industrial Park, BRC Compound, Udhana-Bhestan Road, Surat-394210, Gujarat  
Tel. No.: 9737747888, Email: [investors@khemanigroup.net](mailto:investors@khemanigroup.net), Website: [www.khemanigroup.net](http://www.khemanigroup.net), CIN: L74300GJ2011PLC063520


..3..

**Standalone Unaudited Cash Flow Statement for the Half Year Ended 30-09-2023**

(Rs. in lakh)

Particulars	As at	As at
	30.09.2023 (Unaudited)	31.03.2023 (Audited)
<b>A CASH INFLOW/(OUTFLOW) FROM OPERATING ACTIVITIES</b>		
<b>Net Profit Before Tax and Extra-Ordinary Items</b>	<b>2,324.97</b>	<b>628.74</b>
Adjustments for:		
Depreciation	6.55	17.84
Preliminary Expenses Written Off	-	-
Interest & Finance Charges	14.32	46.71
<b>Operating Profit before Working Capital Changes</b>	<b>2,345.84</b>	<b>693.29</b>
Adjustments for:		
(Increase)/Decrease in Trade Receivables	(63.71)	(4.61)
(Increase)/Decrease in Inventories	710.57	(224.28)
(Increase)/Decrease in Other Current assets	553.90	275.24
(Increase)/Decrease in Long Term loans and advances	10.34	(1,299.06)
(Increase)/Decrease in Short Term loans and advances	-	-
(Increase)/Decrease in Non-current Assets	0.20	-
Increase/(Decrease) in Trade Payables	(1.32)	141.37
Increase/(Decrease) in Other Current Liabilities	182.72	-
Increase/(Decrease) in Short term provision	397.77	86.61
Increase/(Decrease) in Other Long-Term Borrowings	-	-
Increase/(Decrease) in Short-Term Borrowings	(348.89)	(14.53)
<b>Cash generated from operations</b>	<b>1,441.58</b>	<b>(1,039.25)</b>
Less: Income Tax paid	-	87.07
Less: Earlier provision	0.81	4.09
<b>Net Cash generated from operations before extraordinary items</b>	<b>3,786.61</b>	<b>(437.12)</b>
Extraordinary items	-	-
<b>Net Cash Inflow / (Outflow) from Operating activities (A)</b>	<b>3,786.61</b>	<b>(437.12)</b>
<b>B CASH FLOW FROM INVESTING ACTIVITIES</b>		
(Purchase)/Sale of Fixed Assets	(0.85)	(0.30)
Increase/(decrease) in Long term Loans & Advances	-	-
Increase/(decrease) in Short term Loans & Advances	-	-
(Purchase)/Sale of Investments	(3,447.55)	(85.13)
Income from other activities	-	-
<b>Net Cash Inflow/(Outflow) from Investing activities (B)</b>	<b>(3,448.40)</b>	<b>(85.43)</b>
<b>C CASH FLOW FROM FINANCING ACTIVITIES</b>		
Proceeds from Shares Issued	-	-
Proceeds / (Repayment) : Short Term Borrowing	-	-
Proceeds / (Repayment) : Long Term Liabilities	-	-
Proceeds / (Repayment) : Long Term Borrowing	(712.46)	593.88
Interest & Finance Charges	(14.32)	(46.71)
<b>Net Cash used in Financing activities (C)</b>	<b>(726.78)</b>	<b>547.17</b>
<b>Net Change in Cash &amp; Cash Equivalents (A) + (B) + (C)</b>	<b>(388.57)</b>	<b>24.62</b>
Cash and Cash equivalents as at the beginning of the period	571.62	547.00
<b>Cash and Cash equivalents as at the end of the period</b>	<b>183.05</b>	<b>571.62</b>

Cont..4..



FOR KHEMANI DISTRIBUTORS & MARKETING LIMITED

AMITKUMAR KHEMANI

Whole Time Director & CFO

(DIN: 02227413)

Place: Surat

Date: 03/11/2023

**Khemani Distributors & Marketing Limited**

Registered Office: Plot No. D/91-92, Laxminarayan Industrial Park, BRC Compound, Udhana-Bhestan Road, Surat-394210, Gujarat  
Tel. No.: 9737747888, Email: [investors@khemanigroup.net](mailto:investors@khemanigroup.net), Website: [www.khemanigroup.net](http://www.khemanigroup.net), CIN: L74300GJ2011PLC063520

..4..


**Segment wise Revenue, Results and Capital Employed**

(Rs. in lakh)

Sr. No.	Particulars	Half Year Ended			Year ended
		30.09.2023	31.03.2023	30.09.2022	31.03.2023
		Unaudited	Audited	Unaudited	Audited
1	<b>Segment Revenue</b>				
	(1) FMCG	3852.36	3992.42	3528.15	7520.56
	(2) Securities	1468.15	275.48	(11.16)	264.32
	(3) Unallocated	0.00	0.00	0.00	0.00
	<b>Total</b>	<b>5320.51</b>	<b>4267.90</b>	<b>3516.99</b>	<b>7784.88</b>
	Less: Inter Segment Revenue	0.00	0.00	0.00	0.00
	<b>Net Sales from Operations</b>	<b>5320.51</b>	<b>4267.90</b>	<b>3516.99</b>	<b>7784.88</b>
2	<b>Segment Results</b>				
	<b>(Profit Before Tax and Interest)</b>				
	(1) FMCG	18.04	5.26	90.26	95.52
	(2) Securities	2796.26	290.00	289.94	579.94
	(3) Unallocated	0.00	0.00	0.00	0.00
	<b>Total</b>	<b>2814.29</b>	<b>295.26</b>	<b>380.20</b>	<b>675.46</b>
	Less:				
	(a) Financial Cost				
	(1) FMCG	6.33	10.62	9.78	20.40
	(2) Securities	7.99	18.40	7.92	26.32
	(3) Unallocated	0.00	0.00	0.00	0.00
	(b) Other Unallocated Expenditure written off	0.00	0.00	0.00	0.00
	Add:				
	(c) Un-allocable income	0.00	0.00	0.00	0.00
	<b>Total Profit/(Loss) Before Tax</b>	<b>2,799.97</b>	<b>266.24</b>	<b>362.50</b>	<b>628.74</b>
3	<b>Capital Employed</b>				
	(Segment Assets – Segment Liabilities)	<b>7187.57</b>	<b>4863.41</b>	<b>4661.49</b>	<b>4863.41</b>
	<b>Segment Assets</b>				
	(1) FMCG	1525.63	1969.42	1682.50	1969.42
	(2) Securities	6620.89	4335.11	4128.28	4335.11
	(3) Unallocated	0.00	0.00	0.00	0.00
	<b>Total</b>	<b>8146.52</b>	<b>6304.54</b>	<b>5810.78</b>	<b>6304.54</b>
	<b>Segment Liabilities</b>				
	(1) FMCG	690.29	678.30	408.53	678.30
	(2) Securities	268.66	762.83	740.76	762.83
	(3) Unallocated	0.00	0.00	0.00	0.00
	<b>Total</b>	<b>958.95</b>	<b>1441.13</b>	<b>1149.29</b>	<b>1441.13</b>

Cont..5..

FOR KHEMANI DISTRIBUTORS & MARKETING LIMITED



**AMITKUMAR KHEMANI**  
Whole Time Director & CFO  
(DIN: 02227413)

Place: Surat  
Date: 03/11/2023

**Khemani Distributors & Marketing Limited**


Registered Office: Plot No. D/91-92, Laxminarayan Industrial Park, BRC Compound, Udhana-Bhestan Road, Surat-394210, Gujarat  
Tel. No.: 9737747888, Email: [investors@khemanigroup.net](mailto:investors@khemanigroup.net), Website: [www.khemanigroup.net](http://www.khemanigroup.net), CIN: L74300GJ2011PLC063520


..5..

**Notes:-**

- 1 The above Unaudited Standalone Financial Results for the Half Year ended September 30, 2023 have been reviewed by the Audit Committee and thereafter approved and taken on record by the Board of Directors at their respective meetings held on November 3, 2023.
- 2 The Company has adopted Accounting Standards as notified by Ministry of Corporate Affairs. Accordingly, these financial results have been prepared in accordance with the Accounting Standards prescribed under Section 133 of the Companies Act, 2013 and other accounting principles generally accepted in India.
- 3 The Statutory Auditors of the Company have conducted a limited review of the above standalone financial results of the Company for the Half Year ended September 30, 2023. An unqualified opinion has been issued by them thereon.
- 4 The Company has not adopted the Indian Accounting Standards (IND AS) in terms of Exemptions available to the Companies Listed with SME Exchange.
- 5 The above Cash flow statement has been prepared under the "Indirect Method" as set out in Accounting Standard-3, "Cash Flow Statements" issued under the Companies (Accounting Standard) Rules, 2006.
- 6 The Figures for the previous year/period have been regrouped/reclassified, wherever necessary to make it comparable with current period.
- 7 The aforesaid Financial Results will be uploaded on the Company's website (www.khemanigroup.net) and will also be available on website of BSE Limited (www.bseindia.com).

FOR KHEMANI DISTRIBUTORS & MARKETING LIMITED



  
**AMITKUMAR KHEMANI**  
Whole Time Director & CFO  
(DIN: 02227413)

Place: Surat  
Date : 03/11/2023

**Khemani Distributors & Marketing Limited**

Registered Office: Plot No. D/91-92, Laxminarayan Industrial Park, BRC Compound, Udhana-Bhestan Road, Surat-394210, Gujarat  
Tel. No.: 9737747888, Email: [investors@khemanigroup.net](mailto:investors@khemanigroup.net), Website: [www.khemanigroup.net](http://www.khemanigroup.net), CIN: L74300GJ2011PLC063520