

# Holding of Specified Securities

## Annexure - I

1. Name of Listed Entity: KHEMANI DISTRIBUTORS AND MARKETINGS LTD FV5

2. Scrip Code/Name of Scrip/Class of Security KHE

3. Share Holding Pattern Filed under: Reg. 31(1)(a)/Reg. 31(1)(b)/Reg.31(1)(c)

a. If under 31(1)(b) then indicate the report for Quarter ending 30-09-2017

b. If under 31(1)(c) then indicate date of allotment/extinguishment

4. Declaration: The Listed entity is required to submit the following declaration to the extent of submission of information:-

|   | Particulars  | Yes* | No* |
|---|--|------|-----|
| 1 | Whether the Listed Entity has issued any partly paid up shares?                        |      |     |
| 2 | Whether the Listed Entity has issued any Convertible Securities or Warrants?           |      |     |
| 3 | Whether the Listed Entity has any shares against which depository receipts are issued? |      |     |
| 4 | Whether the Listed Entity has any shares in locked-in?                                 |      |     |
| 5 | Whether any shares held by promoters are pledge or otherwise encumbered?               |      |     |

\* If the Listed Entity selects the option 'No' for the questions above, the columns for the partly paid up shares, Outstanding Convertible Securities/Warrants, depository receipts, locked-in shares, No of shares pledged or otherwise encumbered by promoters, as applicable, shall not be displayed at the time of dissemination on the Stock Exchange website. Also wherever there is 'No' declared by Listed Entity in above table the values will be considered as 'Zero' by default on submission of the format of holding of specified securities.




Table I - SUMMARY STATEMENT HOLDING OF SPECIFIED SECURITIES

| Category<br>(I) | Category of shareholder<br>(II) | No.s of Share holders<br>(III) | No. of fully paid up equity Share held<br>(IV) | No.s of Partly paid-up equity Share held<br>(V) | No. of shares underlying Depository Receipts<br>(VI) | Total nos. shares held<br>(VII)=<br>(IV)+(V)+(VI) | Shareholding as a % of total no. of shares (calculated as per SCRR,1957)<br>(VIII)<br>As a % of<br>(A+B+C2) | Number of Voting Rights held in each class of securities<br>(IX) |                   |                 | No. of Shares Underlying Outstanding convertible securities (including Warrants)<br>(X) | Shareholding, as a % assuming full conversion of convertible securities( as a % of diluted share capital)<br>(XI)=(VII)+(X)<br>As a % of<br>(A+B+C2) | Number of Locked in shares<br>(XII) |                | Number of Shares pledged or otherwise encumbered<br>(XIII) |            | Number of equity shares held in dematerialized form<br>(XIV) |                                    |
|-----------------|---------------------------------|--------------------------------|--|---|--|---|---|--|-------------------|-----------------|---|--|-------------------------------------|----------------|--|------------|--|------------------------------------|
|                 |                                 |                                |  |   |  |   |   | No of Voting Rights  |                   |                 |   |  | Total as a % of<br>(A+B+C)          | No.<br>(a)     | As a % of total shares held<br>(b)                         | No.<br>(a) |  | As a % of total shares held<br>(b) |
|                 |                                 |                                |  |   |  |   |   | Class Equity<br>X  | Class Others<br>Y | Total           |   |  |                                     |                |  |            |  |                                    |
|                 |                                 |                                |  |   |  |   |   |  |                   |                 |   |  |                                     |                |  |            |  |                                    |
| (A)             | Promoter & Promoter Group       | 7                              | 6318600  | 0   | 0  | 6318600   | 55.0065   | 6318600  | 0                 | 6318600         | 55.0065   | 0  | 55.0065                             | 2860000        | 45.2632  | 0          | 0.0000   | 6318600                            |
| (B)             | Public                          | 28                             | 5168400  | 0   | 0  | 5168400   | 44.9935   | 5168400  | 0                 | 5168400         | 44.9935   | 0  | 0.0000                              | 0              | 0.0000   | NA         | NA   | 5168400                            |
| (C)             | Non Promoter-Non Public         | 0                              | 0  | 0   | 0  | 0   | 0   | 0  | 0                 | 0               | 0.0000  | 0  | 0.0000                              | 0              | 0.0000   | NA         | NA   | 0                                  |
| (C1)            | Shares underlying DRs           | 0                              | 0  | 0   | 0  | 0   | NA  | 0  | 0                 | 0               | 0.0000  | 0  | 0.0000                              | 0              | 0.0000   | NA         | NA   | 0                                  |
| (C2)            | Shares held by Employee Trusts  | 0                              | 0  | 0   | 0  | 0   | 0   | 0  | 0                 | 0               | 0.0000  | 0  | 0.0000                              | 0              | 0.0000   | NA         | NA   | 0                                  |
|                 | <b>Total</b>                    | <b>35</b>                      | <b>11487000</b>                                | <b>0</b>  | <b>0</b>   | <b>11487000</b>                                   |   | <b>11487000</b>  | <b>0</b>          | <b>11487000</b> | <b>100.0000</b>   | <b>0</b>   | <b>100.0000</b>                     | <b>2860000</b> | <b>24.8977</b>   |            |  | <b>11487000</b>                    |




Table II - STATEMENT SHOWING SHAREHOLDING PATTERN OF THE PROMOTER AND PROMOTER GROUP

| Category & Name of the shareholders (I)                                      | PAN (II)   | No of Share holders (III) | No of fully paid up equity Shares held (IV) | Partly paid-up equity Share held (V) | No. of shares underlying Depository Receipts (VI) | Total nos. shares held (VII)= (IV)+(V)+(VI) | Shareholding % calculated as per SCRR, 1957 As a % of (A+B+C2) (VIII) | Number of Voting Rights held in each class of securities (IX) |                |                         | No. of Shares Underlying Outstanding convertible securities (including Warrants) (X) | Shareholding, as a % assuming full conversion of convertible securities( as a % of diluted share capital) (XI)=(VII)+(X) As a % of (A+B+C2) | Number of Locked in shares (XII) |                                 | Number of Shares pledged or otherwise encumbered (XIII) |                                 | Number of equity shares held in dematerialized form (XIV) |                |
|--|------------|---------------------------|---|--------------------------------------|---|---|---|---|----------------|-------------------------|--|---|----------------------------------|---------------------------------|---|---------------------------------|---|----------------|
|  |            |                           |   |                                      |   |   |   | No of Voting Rights   |                | Total as a % of (A+B+C) |  |   | No. (a)                          | As a % of total shares held (b) | No. (a)   | As a % of total shares held (b) |   |                |
|  |            |                           |   |                                      |   |   |   | Class Equity x  | Class Others y |                         |  |   |                                  |                                 |   |                                 |   | Total          |
| <b>1 Indian</b>  |            |                           |   |                                      |   |   |   |   |                |                         |  |   |                                  |                                 |   |                                 |   |                |
| <b>(a) Individuals/Hindu undivided Family</b>                                |            |                           |   |                                      |   |   |   |   |                |                         |  |   |                                  |                                 |   |                                 |   |                |
| AMIT VIJAYKUMAR KHEMANI  | ADPPK7305L | 1                         | 1381800                                     | 0                                    | 0   | 1381800                                     | 12.0293   | 1381800   | 0              | 1381800                 | 12.0293  | 0   | 12.0293                          | 0                               | 0.0000  | 0                               | 0.0000  | 1381800        |
| AVINASH VIJAYKUMAR KHEMANI   | AEIPK3627B | 1                         | 5640  | 0                                    | 0   | 5640  | 0.0491  | 5640  | 0              | 5640                    | 0.0491   | 0   | 0.0491                           | 0                               | 0.0000  | 0                               | 0.0000  | 5640           |
| SANJU AVINASH KHEMANI  | AFMPK1399B | 1                         | 5640  | 0                                    | 0   | 5640  | 0.0491  | 5640  | 0              | 5640                    | 0.0491   | 0   | 0.0491                           | 0                               | 0.0000  | 0                               | 0.0000  | 5640           |
| ANUPA AMIT KUMAR KHEMANI   | AFRPA6413R | 1                         | 5640  | 0                                    | 0   | 5640  | 0.0491  | 5640  | 0              | 5640                    | 0.0491   | 0   | 0.0491                           | 0                               | 0.0000  | 0                               | 0.0000  | 5640           |
| VIJAYKUMAR MANGTURAM KHEMANI   | AGFPK2444R | 1                         | 4908600                                     | 0                                    | 0   | 4908600                                     | 42.7318   | 4908600   | 0              | 4908600                 | 42.7318  | 0   | 42.7318                          | 2860000                         | 58.2651   | 0                               | 0.0000  | 4908600        |
| SUSHILA DEVI KHEMANI   | ALLPK7221M | 1                         | 5640  | 0                                    | 0   | 5640  | 0.0491  | 5640  | 0              | 5640                    | 0.0491   | 0   | 0.0491                           | 0                               | 0.0000  | 0                               | 0.0000  | 5640           |
| DIMPLE PRADEEP MANSINGHKA  | AYWPM5380M | 1                         | 5640  | 0                                    | 0   | 5640  | 0.0491  | 5640  | 0              | 5640                    | 0.0491   | 0   | 0.0491                           | 0                               | 0.0000  | 0                               | 0.0000  | 5640           |
| <b>Total</b>   |            | <b>7</b>                  | <b>6318600</b>                              | <b>0</b>                             | <b>0</b>  | <b>6318600</b>                              | <b>55.0065</b>  | <b>6318600</b>  | <b>0</b>       | <b>6318600</b>          | <b>55.0065</b>   | <b>0</b>  | <b>55.0065</b>                   | <b>2860000</b>                  | <b>45.2632</b>  | <b>0</b>                        | <b>0.0000</b>   | <b>6318600</b> |
| <b>(b) Central Government/State Government(s)</b>                            |            |                           |   |                                      |   |   |   |   |                |                         |  |   |                                  |                                 |   |                                 |   |                |
| <b>Total</b>   |            | <b>0</b>                  | <b>0</b>                                    | <b>0</b>                             | <b>0</b>  | <b>0</b>                                    | <b>0.0000</b>   | <b>0</b>  | <b>0</b>       | <b>0</b>                | <b>0.0000</b>  | <b>0</b>  | <b>0.0000</b>                    | <b>0</b>                        | <b>0.0000</b>   | <b>0</b>                        | <b>0.0000</b>   | <b>0</b>       |
| <b>(c) Financial Institutions/Banks</b>                                      |            |                           |   |                                      |   |   |   |   |                |                         |  |   |                                  |                                 |   |                                 |   |                |
| <b>Total</b>   |            | <b>0</b>                  | <b>0</b>                                    | <b>0</b>                             | <b>0</b>  | <b>0</b>                                    | <b>0.0000</b>   | <b>0</b>  | <b>0</b>       | <b>0</b>                | <b>0.0000</b>  | <b>0</b>  | <b>0.0000</b>                    | <b>0</b>                        | <b>0.0000</b>   | <b>0</b>                        | <b>0.0000</b>   | <b>0</b>       |
| <b>Sub-Total (A)(1)</b>  |            | <b>7</b>                  | <b>6318600</b>                              | <b>0</b>                             | <b>0</b>  | <b>6318600</b>                              | <b>55.0065</b>  | <b>6318600</b>  | <b>0</b>       | <b>6318600</b>          | <b>55.0065</b>   | <b>0</b>  | <b>55.0065</b>                   | <b>2860000</b>                  | <b>45.2632</b>  | <b>0</b>                        | <b>0.0000</b>   | <b>6318600</b> |
| <b>2 Foreign</b>   |            |                           |   |                                      |   |   |   |   |                |                         |  |   |                                  |                                 |   |                                 |   |                |
| <b>(a) Individuals(Non-Resident Individuals/Foreign Individuals)</b>         |            |                           |   |                                      |   |   |   |   |                |                         |  |   |                                  |                                 |   |                                 |   |                |
| <b>Total</b>   |            | <b>0</b>                  | <b>0</b>                                    | <b>0</b>                             | <b>0</b>  | <b>0</b>                                    | <b>0.0000</b>   | <b>0</b>  | <b>0</b>       | <b>0</b>                | <b>0.0000</b>  | <b>0</b>  | <b>0.0000</b>                    | <b>0</b>                        | <b>0.0000</b>   | <b>0</b>                        | <b>0.0000</b>   | <b>0</b>       |
| <b>(b) Government</b>  |            |                           |   |                                      |   |   |   |   |                |                         |  |   |                                  |                                 |   |                                 |   |                |
| <b>Total</b>   |            | <b>0</b>                  | <b>0</b>                                    | <b>0</b>                             | <b>0</b>  | <b>0</b>                                    | <b>0.0000</b>   | <b>0</b>  | <b>0</b>       | <b>0</b>                | <b>0.0000</b>  | <b>0</b>  | <b>0.0000</b>                    | <b>0</b>                        | <b>0.0000</b>   | <b>0</b>                        | <b>0.0000</b>   | <b>0</b>       |
| <b>(c) Institutions</b>  |            |                           |   |                                      |   |   |   |   |                |                         |  |   |                                  |                                 |   |                                 |   |                |
| <b>Total</b>   |            | <b>0</b>                  | <b>0</b>                                    | <b>0</b>                             | <b>0</b>  | <b>0</b>                                    | <b>0.0000</b>   | <b>0</b>  | <b>0</b>       | <b>0</b>                | <b>0.0000</b>  | <b>0</b>  | <b>0.0000</b>                    | <b>0</b>                        | <b>0.0000</b>   | <b>0</b>                        | <b>0.0000</b>   | <b>0</b>       |
| <b>(d) Foreign Portfolio Investor</b>  |            |                           |   |                                      |   |   |   |   |                |                         |  |   |                                  |                                 |   |                                 |   |                |
| <b>Total</b>   |            | <b>0</b>                  | <b>0</b>                                    | <b>0</b>                             | <b>0</b>  | <b>0</b>                                    | <b>0.0000</b>   | <b>0</b>  | <b>0</b>       | <b>0</b>                | <b>0.0000</b>  | <b>0</b>  | <b>0.0000</b>                    | <b>0</b>                        | <b>0.0000</b>   | <b>0</b>                        | <b>0.0000</b>   | <b>0</b>       |
| <b>Sub-Total (A)(2)</b>  |            | <b>0</b>                  | <b>0</b>                                    | <b>0</b>                             | <b>0</b>  | <b>0</b>                                    | <b>0.0000</b>   | <b>0</b>  | <b>0</b>       | <b>0</b>                | <b>0.0000</b>  | <b>0</b>  | <b>0.0000</b>                    | <b>0</b>                        | <b>0.0000</b>   | <b>0</b>                        | <b>0.0000</b>   | <b>0</b>       |
| <b>Total Shareholding of Promoter and Promoter Group (A) = (A)(1)+(A)(2)</b> |            | <b>7</b>                  | <b>6318600</b>                              | <b>0</b>                             | <b>0</b>  | <b>6318600</b>                              | <b>55.0065</b>  | <b>6318600</b>  | <b>0</b>       | <b>6318600</b>          | <b>55.0065</b>   | <b>0</b>  | <b>55.0065</b>                   | <b>2860000</b>                  | <b>45.2632</b>  | <b>0</b>                        | <b>0.0000</b>   | <b>6318600</b> |

Details of Shares which remain unclaimed may be given hear along with details such as number of shareholders, outstanding shares held in demat/unclaimed suspense account, voting rights which are to be

Note:

(1) PAN would not be displayed on website of Stock Exchange(s).

(2) The term "Encumbrance" has the same meaning as assigned under regulation 28(3) of SEBI (Substantial Acquisition of Shares and Takeovers) Regulations, 2011.




Table III - STATEMENT SHOWING SHAREHOLDING PATTERN OF THE PUBLIC SHAREHOLDER

| Category & Name of the shareholders (I)  | PAN (II)   | No.s of Share holders (III) | No. of fully paid up equity Share held (IV) | Partly paid-up equity Share held (V) | No.s of shares underlying Depository Receipts (VI) | Total nos. shares held (VII)= (IV)+(V)+(VI) | Shareholding % calculated as per SCRR,1957 As a % of (A+B+C2) (VIII) | Number of Voting Rights held in each class of securities (IX) |                |                                     | No. of Shares Underlying Outstanding convertible securities (including Warrants) (X) | Total Shareholding, as a % assuming full conversion of convertible securities (as a percentage of diluted share capital) (XI)=(VII)+(X) As a % of (A+B+C2) | Number of Locked In shares (XII) |                                 | Number of Shares pledged or otherwise encumbered (XIII) |                                 | Number of equity shares held in dematerialized form (XIV) |         |
|--|------------|-----------------------------|---|--------------------------------------|--|---|--|---|----------------|-------------------------------------|--|--|----------------------------------|---------------------------------|---|---------------------------------|---|---------|
|  |            |                             |   |                                      |  |   |  | No of Voting Rights   |                | Total as a % of Total Voting Rights |  |  | No. (a)                          | As a % of total shares held (b) | No. (Not applicable) (a)                                | As a % of total shares held (b) |   |         |
|  |            |                             |   |                                      |  |   |  | Class Equity X  | Class Others Y |                                     |  |  |                                  |                                 |   |                                 |   | Total   |
| <b>1 Institutions</b>  |            |                             |   |                                      |  |   |  |   |                |                                     |  |  |                                  |                                 |   |                                 |   |         |
| (a) Mutual Funds   |            | 0                           | 0   | 0                                    | 0  | 0   | 0.0000   | 0   | 0              | 0                                   | 0.0000   | 0  | 0.0000                           | 0                               | 0.0000  | NA                              | NA  | 0       |
| (b) Venture Capital Funds  |            | 0                           | 0   | 0                                    | 0  | 0   | 0.0000   | 0   | 0              | 0                                   | 0.0000   | 0  | 0.0000                           | 0                               | 0.0000  | NA                              | NA  | 0       |
| (c) Alternate Investment Funds   |            | 0                           | 0   | 0                                    | 0  | 0   | 0.0000   | 0   | 0              | 0                                   | 0.0000   | 0  | 0.0000                           | 0                               | 0.0000  | NA                              | NA  | 0       |
| (d) Foreign Venture Capital Investors  |            | 0                           | 0   | 0                                    | 0  | 0   | 0.0000   | 0   | 0              | 0                                   | 0.0000   | 0  | 0.0000                           | 0                               | 0.0000  | NA                              | NA  | 0       |
| (e) Foreign Portfolio Investors  |            | 0                           | 0   | 0                                    | 0  | 0   | 0.0000   | 0   | 0              | 0                                   | 0.0000   | 0  | 0.0000                           | 0                               | 0.0000  | NA                              | NA  | 0       |
| (f) Financial Institution/Banks  |            | 0                           | 0   | 0                                    | 0  | 0   | 0.0000   | 0   | 0              | 0                                   | 0.0000   | 0  | 0.0000                           | 0                               | 0.0000  | NA                              | NA  | 0       |
| (g) Insurance Companies  |            | 0                           | 0   | 0                                    | 0  | 0   | 0.0000   | 0   | 0              | 0                                   | 0.0000   | 0  | 0.0000                           | 0                               | 0.0000  | NA                              | NA  | 0       |
| (h) Provident Funds/ Pension Funds   |            | 0                           | 0   | 0                                    | 0  | 0   | 0.0000   | 0   | 0              | 0                                   | 0.0000   | 0  | 0.0000                           | 0                               | 0.0000  | NA                              | NA  | 0       |
| SUB TOTAL (B)(1)   |            | 0                           | 0   | 0                                    | 0  | 0   | 0.0000   | 0   | 0              | 0                                   | 0.0000   | 0  | 0.0000                           | 0                               | 0.0000  | NA                              | NA  | 0       |
| <b>2 Central / State government(s)</b>   |            |                             |   |                                      |  |   |  |   |                |                                     |  |  |                                  |                                 |   |                                 |   |         |
| (a) Central Government/ State Government(s)/President of India                                       |            | 0                           | 0   | 0                                    | 0  | 0   | 0.0000   | 0   | 0              | 0                                   | 0.0000   | 0  | 0.0000                           | 0                               | 0.0000  | NA                              | NA  | 0       |
| SUB TOTAL (B)(2)   |            | 0                           | 0   | 0                                    | 0  | 0   | 0.0000   | 0   | 0              | 0                                   | 0.0000   | 0  | 0.0000                           | 0                               | 0.0000  | NA                              | NA  | 0       |
| <b>3 Non-institutions</b>  |            |                             |   |                                      |  |   |  |   |                |                                     |  |  |                                  |                                 |   |                                 |   |         |
| (a. Individuals - i. Individual shareholders holding nominal share capital up to Rs. 2 lakhs.        |            | 11                          | 90000                                       | 0                                    | 0  | 90000                                       | 0.7835   | 90000   | 0              | 90000                               | 0.7835   | 0  | 0.7835                           | 0                               | 0.0000  | NA                              | NA  | 90000   |
| (a. INDIVIDUAL - ii. Individual shareholders holding nominal share capital in excess of Rs. 2 lakhs. |            | 1                           | 64800                                       | 0                                    | 0  | 64800                                       | 0.5641   | 64800   | 0              | 64800                               | 0.5641   | 0  | 0.5641                           | 0                               | 0.0000  | NA                              | NA  | 64800   |
| (b) NBFCs registered with RBI  |            | 0                           | 0   | 0                                    | 0  | 0   | 0.0000   | 0   | 0              | 0                                   | 0.0000   | 0  | 0.0000                           | 0                               | 0.0000  | NA                              | NA  | 0       |
| (c) Employee Trusts  |            | 0                           | 0   | 0                                    | 0  | 0   | 0.0000   | 0   | 0              | 0                                   | 0.0000   | 0  | 0.0000                           | 0                               | 0.0000  | NA                              | NA  | 0       |
| (d) Overseas Depositories (holding DRs) (balancing figure)   |            | 0                           | 0   | 0                                    | 0  | 0   | 0.0000   | 0   | 0              | 0                                   | 0.0000   | 0  | 0.0000                           | 0                               | 0.0000  | NA                              | NA  | 0       |
| (e) Any Other (BODIES CORPORATE)   |            | 14                          | 4491600                                     | 0                                    | 0  | 4491600                                     | 39.1016  | 4491600   | 0              | 4491600                             | 39.1016  | 0  | 39.1016                          | 0                               | 0.0000  | NA                              | NA  | 4491600 |
| AZURA PROJECTS PRIVATE LIMITED   | AAGCA9030R | 1                           | 394800                                      | 0                                    | 0  | 394800                                      | 3.4369   | 394800  | 0              | 394800                              | 3.4369   | 0  | 3.4369                           | 0                               | 0.0000  | NA                              | NA  | 394800  |
| BLUE DIAMOND PLASTOWARE PRIVATE LIMITED  | AAFCB9895C | 1                           | 372000                                      | 0                                    | 0  | 372000                                      | 3.2384   | 372000  | 0              | 372000                              | 3.2384   | 0  | 3.2384                           | 0                               | 0.0000  | NA                              | NA  | 372000  |
| COLINE COMPUTER PRIVATE LIMITED  | AAECC2672F | 1                           | 158400                                      | 0                                    | 0  | 158400                                      | 1.3790   | 158400  | 0              | 158400                              | 1.3790   | 0  | 1.3790                           | 0                               | 0.0000  | NA                              | NA  | 158400  |
| EDELWEISS BROKING LTD  | AABCE9421H | 1                           | 248400                                      | 0                                    | 0  | 248400                                      | 2.1624   | 248400  | 0              | 248400                              | 2.1624   | 0  | 2.1624                           | 0                               | 0.0000  | NA                              | NA  | 248400  |
| FLORENCE SECURITIES PRIVATE LIMITED  | AABCF5634R | 1                           | 435600                                      | 0                                    | 0  | 435600                                      | 3.7921   | 435600  | 0              | 435600                              | 3.7921   | 0  | 3.7921                           | 0                               | 0.0000  | NA                              | NA  | 435600  |
| GRYFFIN ADVISORY SERVICES PRIVATE LIMITED  | AAFCM9591G | 1                           | 2000400                                     | 0                                    | 0  | 2000400                                     | 17.4145  | 2000400   | 0              | 2000400                             | 17.4145  | 0  | 17.4145                          | 0                               | 0.0000  | NA                              | NA  | 2000400 |
| PAATH FINANCIAL SERVICES PRIVATE LIMITED   | AAHCP2103K | 1                           | 408000                                      | 0                                    | 0  | 408000                                      | 3.5518   | 408000  | 0              | 408000                              | 3.5518   | 0  | 3.5518                           | 0                               | 0.0000  | NA                              | NA  | 408000  |
| (e) Any Other (CLEARING MEMBER)  |            | 2                           | 522000                                      | 0                                    | 0  | 522000                                      | 4.5443   | 522000  | 0              | 522000                              | 4.5443   | 0  | 4.5443                           | 0                               | 0.0000  | NA                              | NA  | 522000  |
| CHOICE EQUITY BROKING PRIVATE LIMITED  | AADCC8390B | 1                           | 520800                                      | 0                                    | 0  | 520800                                      | 4.5338   | 520800  | 0              | 520800                              | 4.5338   | 0  | 4.5338                           | 0                               | 0.0000  | NA                              | NA  | 520800  |
| SUB TOTAL (B)(3)   |            | 28                          | 5168400                                     | 0                                    | 0  | 5168400                                     | 44.9935  | 5168400   | 0              | 5168400                             | 44.9935  | 0  | 44.9935                          | 0                               | 0.0000  | NA                              | NA  | 5168400 |
| Total Public Shareholding (B) = (B)(1)+(B)(2)+(B)(3)   |            | 28                          | 5168400                                     | 0                                    | 0  | 5168400                                     | 44.9935  | 5168400   | 0              | 5168400                             | 44.9935  | 0  | 44.9935                          | 0                               | 0.0000  | NA                              | NA  | 5168400 |

Details of the shareholders acting as persons in Concert including their Shareholding (No. and %): 0

Details of Shares which remain unclaimed may be given hear along with details such as number of shareholders, outstanding shares held in demat/unclaimed suspense account, voting rights which are frozen etc.

Note:

(1) PAN would not be displayed on website of Stock Exchange(s).

(2) The above format needs to be disclosed along with the name of following persons:

Institutions/Non Institutions holding more than 1% of total number of shares.




Table IV - STATEMENT SHOWING SHAREHOLDING PATTERN OF THE NON PROMOTER - NON PUBLIC SHAREHOLDER

| Category & Name of the shareholders (I)  | PAN (II) | No. of Share holders (III) | No. of fully paid up equity Share held (IV) | Partly paid-up equity Share held (V) | No.s of shares underlying Depository Receipts (VI) | Total no. shares held (VII)= (IV)+(V)+(VI) | Shareholding % calculated as per SCRR,1957 As a % of (A+B+C2) (VIII) | Number of Voting Rights held in each class of securities (IX) |                |                         | No. of Shares Underlying Outstanding convertible securities (including Warrants) (X) | Total Shareholding, as a % assuming full conversion of convertible securities (as a % of diluted share capital) (XI)=(VII)+(X) As a % of (A+B+C2) | Number of Locked in shares (XII) |                                 | Number of Shares pledged or otherwise encumbered (XIII) |  | Number of equity shares held in dematerialized form (XIV) |       |
|--|----------|----------------------------|---|--------------------------------------|--|--|--|---|----------------|-------------------------|--|---|----------------------------------|---------------------------------|---|--|---|-------|
|  |          |                            |   |                                      |  |  |  | No of Voting Rights   |                | Total as a % of (A+B+C) |  |   | No. (a)                          | As a % of total shares held (b) | No. (Not applicable) (a)                                | As a % of total shares held (Not applicable) |   |       |
|  |          |                            |   |                                      |  |  |  | Class Equity x  | Class Others y |                         |  |   |                                  |                                 |   |  |   | Total |
| 1 Custodian/DR Holder  |          |                            | 0   | 0                                    | 0  | 0  | 0.0000   | 0   | 0              | 0                       | 0.0000   | 0   | 0.0000                           | 0                               | 0.0000  | NA   | NA  | 0     |
| 2 Employee Benefit Trust (under SEBI (Share based Employee Benefit) Regulations, 2014) |          |                            | 0   | 0                                    | 0  | 0  | 0.0000   | 0   | 0              | 0                       | 0.0000   | 0   | 0.0000                           | 0                               | 0.0000  | NA   | NA  | 0     |
| Total Non Promoter- Non Public Shareholding (C)=(C)(1)+(C)(2)                          |          |                            | 0   | 0                                    | 0  | 0  | 0.0000   | 0   | 0              | 0                       | 0.0000   | 0   | 0.0000                           | 0                               | 0.0000  | NA   | NA  | 0     |

Note

- (1) PAN would not be displayed on website of Stock Exchange(s).
- (2) The above format needs to disclose name of all holders holding more than 1% of total number of shares.
- (3) W.r.t. the information pertaining to Depository Receipts, the same may be disclosed in the respective columns to the extent information available.

