

Holding of Specified Securities

Annexure - I

1. Name of Listed Entity: KHEMANI DISTRIBUTORS AND MARKETINGS LTD			
2. Scrip Code/Name of Scrip/Class of Security			
3. Share Holding Pattern Filed under: Reg. 31(1)(a)/Reg. 31(1)(b)/Reg.31(1)(c)			
a. If under 31(1)(b) then indicate the report for Quarter ending			31-03-2016
b. If under 31(1)(c) then indicate date of allotment/extinguishment			
4. Declaration: The Listed entity is required to submit the following declaration to the extent of submission of information:-			
	Particulars	Yes*	No*
1	Whether the Listed Entity has issued any partly paid up shares?		
2	Whether the Listed Entity has issued any Convertible Securities or Warrants?		
3	Whether the Listed Entity has any shares against which depository receipts are issued?		
4	Whether the Listed Entity has any shares in locked-in?		
5	Whether any shares held by promoters are pledge or otherwise encumbered?		
<p>* If the Listed Entity selects the option 'No' for the questions above, the columns for the partly paid up shares, Outstanding Convertible Securities/Warrants, depository receipts, locked-in shares, No of shares pledged or otherwise encumbered by promoters, as applicable, shall not be displayed at the time of dissemination on the Stock Exchange website. Also wherever there is 'No' declared by Listed Entity in above table the values will be considered as 'Zero' by default on submission of the format of holding of specified securities.</p>			




Table I - SUMMARY STATEMENT HOLDING OF SPECIFIED SECURITIES

Category (i)	Category of shareholder (ii)	No.s of Share holders (iii)	No. of fully paid up equity Share held (iv)	No.s of Partly paid-up equity Share held (v)	No. of shares underlying Depository Receipts (vi)	Total nos. shares held (vii)= (iv)+(v)+(vi)	Shareholding as a % of total no. of shares (calculated as per SCRR,1957) (viii) As a % of (A+B+C2)	Number of Voting Rights held in each class of securities (ix)			No. of Shares Underlying Outstanding convertible securities (including Warrants) (x)	Shareholding, as a % assuming full conversion of convertible securities (as a % of diluted share capital) (xi)=(vii)+(x) As a % of (A+B+C2)	Number of Locked in shares (xii)		Number of Shares pledged or otherwise encumbered (xiii)		Number of equity shares held in dematerialized form (xiv)	
								No of Voting Rights		Total as a % of (A+B+C)			No. (a)	As a % of total shares held (b)	No. (a)	As a % of total shares held (b)		
								Class Equity	Class Others									Total
(A)	Promoter & Promoter Group	7	4159500	0	0	4159500	72.421	4159500	0	4159500	72.4210	0	72.4210	4159500	100.0000	0	0.0000	4159500
(B)	Public	116	1584000	0	0	1584000	27.579	1584000	0	1584000	27.5790	0	27.5790	0	0.0000	NA	NA	1584000
(C)	Non Promoter-Non Public	0	0	0	0	0	0	0	0	0	0.0000	0	0.0000	0	0.0000	NA	NA	0
(C1)	Shares underlying DRs	0	0	0	0	0	NA	0	0	0	0.0000	0	0.0000	0	0.0000	NA	NA	0
(C2)	Shares held by Employee Trusts	0	0	0	0	0	0	0	0	0	0.0000	0	0.0000	0	0.0000	NA	NA	0
	Total	123	5743500	0	0	5743500		5743500	0	5743500	100.0000	0	100.0000	4159500	100.0000			5743500




Table II - STATEMENT SHOWING SHAREHOLDING PATTERN OF THE PROMOTER AND PROMOTER GROUP

Category & Name of the shareholders (I)	PAN (II)	No of Share holders (III)	No of fully paid up equity Shares held (IV)	Partly paid-up equity Share held (V)	No. of shares underlying Depository Receipts (VI)	Total nos. shares held (VII)= (IV)+(V)+(VI)	Shareholdin g % calculated as per SCRR,1957 As a % of (A+B+C2) (VIII)	Number of Voting Rights held in each class of securities (IX)			No. of Shares Underlying Outstanding convertible securities (Including Warrants) (X)	Shareholding, as a % assuming full conversion of convertible securities(as a % of diluted share capital) (XI)=(VII)+(X) As a % of (A+B+C2)	Number of Locked in shares (XII)		Number of Shares pledged or otherwise encumbered (XIII)		Number of equity shares held in dematerialize d form (XIV)	
								No of Voting Rights		Total as a % of (A+B+C)			No. (a)	As a % of total shares held (b)	No. (a)	As a % of total shares held (b)		
								Class Equity	Class Others									Total
								1 Indian										
(a) Individuals/Hindu undivided Family																		
AMIT VIJAYKUMAR KHEMANI	ADPPK7305L	1	690900	0	0	690900	12.0293	690900	0	690900	12.0293	0	12.0293	690900	100.0000	0	0.0000	690900
VIJAYKUMAR MANGTURAM KHEMANI	AGFPK2444R	1	3454500	0	0	3454500	60.1463	3454500	0	3454500	60.1463	0	60.1463	3454500	100.0000	0	0.0000	3454500
AVINASH VIJAYKUMAR KHEMANI	AEIPK3627B	1	2820	0	0	2820	0.0491	2820	0	2820	0.0491	0	0.0491	2820	100.0000	0	0.0000	2820
SANJU AVINASH KHEMANI	AFMPK1399B	1	2820	0	0	2820	0.0491	2820	0	2820	0.0491	0	0.0491	2820	100.0000	0	0.0000	2820
ANUPA AMIT KUMAR KHEMANI	AFRPA6413R	1	2820	0	0	2820	0.0491	2820	0	2820	0.0491	0	0.0491	2820	100.0000	0	0.0000	2820
SUSHILA DEVI KHEMANI	ALLPK7221M	1	2820	0	0	2820	0.0491	2820	0	2820	0.0491	0	0.0491	2820	100.0000	0	0.0000	2820
DIMPLE PRADEEP MANSINGHKA	AYWPM5380M	1	2820	0	0	2820	0.0491	2820	0	2820	0.0491	0	0.0491	2820	100.0000	0	0.0000	2820
Total		7	4159500	0	0	4159500	72.4210	4159500	0	4159500	72.4210	0	72.4210	4159500	100.0000	0	0.0000	4159500
(b) Central Government/ State Government(s)																		
Total		0	0	0	0	0	0.0000	0	0	0	0.0000	0	0.0000	0	0.0000	0	0.0000	0
(c) Financial Institutions/ Banks																		
Total		0	0	0	0	0	0.0000	0	0	0	0.0000	0	0.0000	0	0.0000	0	0.0000	0
Sub-Total (A)(1)		7	4159500	0	0	4159500	72.4210	4159500	0	4159500	72.4210	0	72.4210	4159500	100.0000	0	0.0000	4159500
2 Foreign																		
(a) Individuals (Non-Resident Individuals/ Foreign Individuals)																		
Total		0	0	0	0	0	0.0000	0	0	0	0.0000	0	0.0000	0	0.0000	0	0.0000	0
(b) Government																		
Total		0	0	0	0	0	0.0000	0	0	0	0.0000	0	0.0000	0	0.0000	0	0.0000	0
(c) Institutions																		
Total		0	0	0	0	0	0.0000	0	0	0	0.0000	0	0.0000	0	0.0000	0	0.0000	0
(d) Foreign Portfolio Investor																		
Total		0	0	0	0	0	0.0000	0	0	0	0.0000	0	0.0000	0	0.0000	0	0.0000	0
Sub-Total (A)(2)		0	0	0	0	0	0.0000	0	0	0	0.0000	0	0.0000	0	0.0000	0	0.0000	0
Total Shareholding of Promoter and Promoter Group (A) = (A)(1)+(A)(2)		7	4159500	0	0	4159500	72.4210	4159500	0	4159500	72.4210	0	72.4210	4159500	100.0000	0	0.0000	4159500

Details of Shares which remain unclaimed may be given hear along with details such as number of shareholders, outstanding shares held in demat/unclaimed suspense account, voting rights which are frozen etc. - 0

Note:

(1) PAN would not be displayed on website of Stock Exchange(s).

(2) The term "Encumbrance" has the same meaning as assigned under regulation 28(3) of SEBI(Substantial Acquisition of Shares and Takeovers) Regulations,2011.




Table III - STATEMENT SHOWING SHAREHOLDING PATTERN OF THE PUBLIC SHAREHOLDER

Category & Name of the shareholders (i)	PAN (ii)	No.s of Share holders (iii)	No. of fully paid up equity Share held (iv)	Partly paid-up equity Share hold (v)	No.s of shares underlying Depository Receipts (vi)	Total nos. shares held (vii)= (iv)+(v)+(vi)	Shareholding % calculated as per SCRR,1957 As a % of (A+B+C2) (viii)	Number of Voting Rights held in each class of securities (ix)			No. of Shares Underlying Outstanding convertible securities (including Warrants) (x)	Total Shareholding, as a % assuming full conversion of convertible securities (as a percentage of diluted share capital) (xi)=(vii)+(x) As a % of (A+B+C2)	Number of Locked in shares (xii)		Number of Shares pledged or otherwise encumbered (xiii)		Number of equity shares held in dematerialized form (xiv)	
								No of Voting Rights		Total as a % of Total Voting Rights			No. (a)	As a % of total shares held (b)	No. (Not applicable) (a)	As a % of total shares held (b)		
								Class Equity	Class Others									Total
1 Non-institutions																		
Any Others (BODIES CORPORATE)		7	1221600	0	0	1221600	21.2693	1221600	0	1221600	21.2693	0	21.2693	0	0.0000	NA	NA	1221600
INTEGRATED FINANCIAL SERVICES LTD	AAAC11917M	1	217200	0	0	217200	3.7817	217200	0	217200	3.7817	0	3.7817	0	0.0000	NA	NA	217200
EMMA AUTO ANCILLARY PRIVATE LIMITED	AABCE8818E	1	184800	0	0	184800	3.2176	184800	0	184800	3.2176	0	3.2176	0	0.0000	NA	NA	184800
CHOICE EQUITY BROKING PRIVATE LIMITED	AADCC8390B	1	84000	0	0	84000	1.4625	84000	0	84000	1.4625	0	1.4625	0	0.0000	NA	NA	84000
COLINE COMPUTER PRIVATE LIMITED	AAECC2672F	1	183600	0	0	183600	3.1967	183600	0	183600	3.1967	0	3.1967	0	0.0000	NA	NA	183600
BLUE DIAMOND PLASTOWARE PRIVATE LIMITED	AAFBCB9895C	1	183600	0	0	183600	3.1967	183600	0	183600	3.1967	0	3.1967	0	0.0000	NA	NA	183600
MANASVI CONSULTANCY PVT LTD	AAGCM5766J	1	183600	0	0	183600	3.1967	183600	0	183600	3.1967	0	3.1967	0	0.0000	NA	NA	183600
PAATH FINANCIAL SERVICES PRIVATE LIMITED	AAHCP2103K	1	184800	0	0	184800	3.2176	184800	0	184800	3.2176	0	3.2176	0	0.0000	NA	NA	184800
SUB TOTAL (B)(1)		7	1221600	0	0	1221600	21.2693	1221600	0	1221600	21.2693	0	21.2693	0	0.0000	NA	NA	1221600
2 Institutions																		
(a) Mutual Funds		0	0	0	0	0	0.0000	0	0	0	0.0000	0	0.0000	0	0.0000	NA	NA	0
(b) Venture Capital Funds		0	0	0	0	0	0.0000	0	0	0	0.0000	0	0.0000	0	0.0000	NA	NA	0
(c) Alternate Investment Funds		0	0	0	0	0	0.0000	0	0	0	0.0000	0	0.0000	0	0.0000	NA	NA	0
(d) Foreign Venture Capital Investors		0	0	0	0	0	0.0000	0	0	0	0.0000	0	0.0000	0	0.0000	NA	NA	0
(e) Foreign Portfolio Investors		0	0	0	0	0	0.0000	0	0	0	0.0000	0	0.0000	0	0.0000	NA	NA	0
(f) Financial Institutions/ Banks		0	0	0	0	0	0.0000	0	0	0	0.0000	0	0.0000	0	0.0000	NA	NA	0
(g) Insurance Companies		0	0	0	0	0	0.0000	0	0	0	0.0000	0	0.0000	0	0.0000	NA	NA	0
(h) Provident Funds/ Pension Funds		0	0	0	0	0	0.0000	0	0	0	0.0000	0	0.0000	0	0.0000	NA	NA	0
SUB TOTAL (B)(2)		0	0	0	0	0	0.0000	0	0	0	0.0000	0	0.0000	0	0.0000	NA	NA	0
3 Central / State government(s)																		
(a) Central Government/ State Government(s)		0	0	0	0	0	0.0000	0	0	0	0.0000	0	0.0000	0	0.0000	NA	NA	0
SUB TOTAL (B)(3)		0	0	0	0	0	0.0000	0	0	0	0.0000	0	0.0000	0	0.0000	NA	NA	0
4 Non-institutions																		
(a) Individuals - i. Individual shareholders holding nominal share capital up to Rs. 2 lakhs.		102	163200	0	0	163200	2.8415	163200	0	163200	2.8415	0	2.8415	0	0.0000	NA	NA	163200
(a. 1) INDIVIDUAL - ii. Individual shareholders holding nominal share capital In excess of Rs.		6	192000	0	0	192000	3.3429	192000	0	192000	3.3429	0	3.3429	0	0.0000	NA	NA	192000
(b) NBFCs registered with RBI		0	0	0	0	0	0.0000	0	0	0	0.0000	0	0.0000	0	0.0000	NA	NA	0
(c) Employee Trusts		0	0	0	0	0	0.0000	0	0	0	0.0000	0	0.0000	0	0.0000	NA	NA	0
(d) Overseas Depositories (holding DRs) (balancing figure)		0	0	0	0	0	0.0000	0	0	0	0.0000	0	0.0000	0	0.0000	NA	NA	0
Employee		1	7200	0	0	7200	0.1254	7200	0	7200	0.1254	0	0.1254	0	0.0000	NA	NA	7200
SUB TOTAL (B)(4)		109	362400	0	0	362400	6.3097	362400	0	362400	6.3097	0	6.3097	0	0.0000	NA	NA	362400
Total Public Shareholding (B) = (B)(1)+(B)(2)+(B)(3)		116	1584000	0	0	1584000	27.5790	1584000	0	1584000	27.5790	0	27.5790	0	0.0000	NA	NA	1584000
Details of the shareholders acting as persons in Concert including their Shareholding(No. and %):0																		
Details of Shares which remain unclaimed may be given hear along with details such as number of shareholders,outstanding shares held in demat/unclaimed suspense account, voting rights which are frozen etc:0																		
Note:																		
(1) PAN would not be displayed on website of Stock Exchange(s).																		
(2) The above format needs to be disclosed along with the name of following persons: Institutions/Non Institutions holding more than 1% of total number of shares.																		
(3) W.r.t. the information pertaining to Depository Receipts, the same may be disclosed in the respective columns to the extent information available and the balance to be disclosed as held by custodian.																		




Table IV - STATEMENT SHOWING SHAREHOLDING PATTERN OF THE NON PROMOTER - NON PUBLIC SHAREHOLDER

Category & Name of the shareholders (I)	PAN (II)	No. of Share holders (III)	No. of fully paid up equity Share held (IV)	Partly paid-up equity Share held (V)	No.s of shares underlying Depository Receipts (VI)	Total no. shares held (VII)= (IV)+(V)+(VI)	Shareholding % calculated as per SCRR,1957 As a % of (A+B+C2) (VIII)	Number of Voting Rights held in each class of securities (IX)			No. of Shares Underlying Outstanding convertible securities (including Warrants) (X)	Total Shareholding, as a % assuming full conversion of convertible securities (as a % of diluted share capital) (XI)=(VII)+(X) As a % of (A+B+C2)	Number of Locked in shares (XII)		Number of Shares pledged or otherwise encumbered (XIII)		Number of equity shares held in dematerialized form (XIV)	
								No of Voting Rights		Total as a % of (A+B+C)			No. (a)	As a % of total shares held (b)	No. (Not applicable) (a)	As a % of total shares held (Not applicable)		
								Class Equity x	Class Others y									Total
1 Custodian/DR Holder			0	0	0	0	0.0000	0	0	0	0.0000	0	0.0000	0	0.0000	NA	NA	0
2 Employee Benefit Trust (under SEBI (Share based Employee Benefit) Regulations, 2014)			0	0	0	0	0.0000	0	0	0	0.0000	0	0.0000	0	0.0000	NA	NA	0
Total Non Promoter- Non Public Shareholding (C)=(1)+(2)			0	0	0	0	0.0000	0	0	0	0.0000	0	0.0000	0	0.0000	NA	NA	0

Note

- (1) PAN would not be displayed on website of Stock Exchange(s).
- (2) The above format needs to disclose name of all holders holding more than 1% of total number of shares.
- (3) W.r.t. the information pertaining to Depository Receipts, the same may be disclosed in the respective columns to the extent information available.

