

# Holding of Specified Securities

## Annexure - I

1. Name of Listed Entity:	KHEMANI DISTRIBUTORS AND MARKETINGS LTD FV5		
2. Scrip Code/Name of Scrip/Class of Security			
3. Share Holding Pattern Filed under: Reg. 31(1)(a)/Reg. 31(1)(b)/Reg.31(1)(c)			
a. If under 31(1)(b) then indicate the report for Quarter ending	30-09-2020		
b. If under 31(1)(c) then indicate date of allotment/extinguishment			
4. Declaration: The Listed entity is required to submit the following declaration to the extent of submission of information:-			

	Particulars	Yes*	No*
1	Whether the Listed Entity has issued any partly paid up shares?		
2	Whether the Listed Entity has issued any Convertible Securities or Warrants?		
3	Whether the Listed Entity has any shares against which depository receipts are issued?		
4	Whether the Listed Entity has any shares in locked-in?		
5	Whether any shares held by promoters are pledge or otherwise encumbered?		

\* If the Listed Entity selects the option 'No' for the questions above, the columns for the partly paid up shares, Outstanding Convertible Securities/Warrants, depository receipts, locked-in shares, No of shares pledged or otherwise encumbered by promoters, as applicable, shall not be displayed at the time of dissemination on the Stock Exchange website. Also wherever there is 'No' declared by Listed Entity in above table the values will be considered as 'Zero' by default on submission of the format of holding of specified securities.




Table I - SUMMARY STATEMENT HOLDING OF SPECIFIED SECURITIES

Category (I)	Category of shareholder (II)	No.s of Share holders (III)	No. of fully paid up equity Share held (IV)	No.s of Partly paid-up equity Share held (V)	No. of shares underlying Depository Receipts (VI)	Total nos. shares held (VII)= (IV)+(V)+(VI)	Shareholding as a % of total no. of shares (calculated as per SCRR,1957) (VIII) As a % of (A+B+C2)	Number of Voting Rights held in each class of securities (IX)			No. of Shares Underlying Outstanding convertible securities (including Warrants) (X)	Shareholding, as a % assuming full conversion of convertible securities( as a % of diluted share capital) (XI)=(VII)+(X) As a % of (A+B+C2)	Number of Locked in shares (XII)		Number of Shares pledged or otherwise encumbered (XIII)		Number of equity shares held in dematerialized form (XIV)	
								No of Voting Rights		Total as a % of (A+B+C)			No. (a)	As a % of total shares held (b)	No. (a)	As a % of total shares held (b)		
								Class Equity x	Class Others y									Total
(A)	Promoter & Promoter Group	9	3580200	0	0	3580200	31.1674	3580200	0	3580200	31.1674	0	31.1674	0	0.0000	405600	11.3289	3580200
(B)	Public	44	7906800	0	0	7906800	68.8326	7906800	0	7906800	68.8326	0	68.8326	0	0.0000	0	0	7906800
(C)	Non Promoter-Non Public	0	0	0	0	0	0	0	0	0	0.0000	0	0.0000	0	0.0000	NA	NA	0
(C1)	Shares underlying DRs	0	0	0	0	0	NA	0	0	0	0.0000	0	0.0000	0	0.0000	NA	NA	0
(C2)	Shares held by Employee Trusts	0	0	0	0	0	0	0	0	0	0.0000	0	0.0000	0	0.0000	NA	NA	0
	Total	53	11487000	0	0	11487000		11487000	0	11487000	100.0000	0	100.0000	0	0.0000			11487000




Table II - STATEMENT SHOWING SHAREHOLDING PATTERN OF THE PROMOTER AND PROMOTER GROUP

Category & Name of the shareholders (I)	PAN (II)	No of Share holders (III)	No of fully paid up equity Shares held (IV)	Partly paid-up equity Share held (V)	No. of shares underlying Depository Receipts (VI)	Total nos. shares held (VII)= (IV)+(V)+(VI)	Shareholding % calculated as per SCRR,1957 As a % of (A+B+C2) (VIII)	Number of Voting Rights held in each class of securities (IX)			No. of Shares Underlying Outstanding convertible securities (including Warrants) (X)	Shareholding, as a % assuming full conversion of convertible securities (as a % of diluted share capital) (XI)=(VII)+(X) As a % of (A+B+C2)	Number of Locked in shares (XII)		Number of Shares pledged or otherwise encumbered (XIII)		Number of equity shares held in dematerialized form (XIV)	
								No of Voting Rights		Total as a % of (A+B+C)			No. (a)	As a % of total shares held (b)	No. (a)	As a % of total shares held (b)		
								Class Equity x	Class Others y									Total
<b>1 Indian</b>																		
<b>(a) Individuals/Hindu undivided Family</b>																		
AMIT VIJAYKUMAR KHEMANI	ADPPK7305L	1	13800	0	0	13800	0.1201	13800	0	13800	0.1201	0	0.0000	0	0.0000	0	0.0000	13800
AVINASH VIJAYKUMAR KHEMANI	AEIPK3627B	1	5640	0	0	5640	0.0491	5640	0	5640	0.0491	0	0.0000	0	0.0000	0	0.0000	5640
SANJU AVINASH KHEMANI	AFMPK1399B	1	5640	0	0	5640	0.0491	5640	0	5640	0.0491	0	0.0000	0	0.0000	0	0.0000	5640
ANUPA AMIT KUMAR KHEMANI	AFRPA6413R	1	5640	0	0	5640	0.0491	5640	0	5640	0.0491	0	0.0000	0	0.0000	0	0.0000	5640
VIJAYKUMAR MANGTURAM KHEMANI	AGFPK2444R	1	2632800	0	0	2632800	22.9198	2632800	0	2632800	22.9198	0	0.0000	0	0.0000	0	0.0000	2632800
SUSHILA DEVI KHEMANI	ALLPK7221M	1	5640	0	0	5640	0.0491	5640	0	5640	0.0491	0	0.0000	0	0.0000	0	0.0000	5640
DIMPLE PRADEEP MANSINGHKA	AYWPM5380M	1	5640	0	0	5640	0.0491	5640	0	5640	0.0491	0	0.0000	0	0.0000	0	0.0000	5640
<b>Total</b>		<b>7</b>	<b>2674800</b>	<b>0</b>	<b>0</b>	<b>2674800</b>	<b>23.2855</b>	<b>2674800</b>	<b>0</b>	<b>2674800</b>	<b>23.2855</b>	<b>0</b>	<b>0.0000</b>	<b>0</b>	<b>0.0000</b>	<b>0</b>	<b>0.0000</b>	<b>2674800</b>
<b>(b) Central Government/State Government(s)</b>																		
<b>Total</b>		<b>0</b>	<b>0</b>	<b>0</b>	<b>0</b>	<b>0</b>	<b>0.0000</b>	<b>0</b>	<b>0</b>	<b>0</b>	<b>0.0000</b>	<b>0</b>	<b>0.0000</b>	<b>0</b>	<b>0.0000</b>	<b>0</b>	<b>0.0000</b>	<b>0</b>
<b>(c) Financial Institutions/Banks</b>																		
<b>Total</b>		<b>0</b>	<b>0</b>	<b>0</b>	<b>0</b>	<b>0</b>	<b>0.0000</b>	<b>0</b>	<b>0</b>	<b>0</b>	<b>0.0000</b>	<b>0</b>	<b>0.0000</b>	<b>0</b>	<b>0.0000</b>	<b>0</b>	<b>0.0000</b>	<b>0</b>
<b>(d) Any Other (BODIES CORPORATE)</b>																		
BSAS INFOTECH LTD	AAADC4202B	1	499800	0	0	499800	4.3510	499800	0	499800	4.3510	0	0.0000	0	0.0000	0	0.0000	499800
VIJAYKUMAR KHEMANI	AAFFO1175R	1	405600	0	0	405600	3.5309	405600	0	405600	3.5309	0	0.0000	405600	100.0000	0	0.0000	405600
<b>Total</b>		<b>2</b>	<b>905400</b>	<b>0</b>	<b>0</b>	<b>905400</b>	<b>7.8820</b>	<b>905400</b>	<b>0</b>	<b>905400</b>	<b>7.8820</b>	<b>0</b>	<b>0.0000</b>	<b>405600</b>	<b>44.7979</b>	<b>0</b>	<b>0.0000</b>	<b>905400</b>
<b>Sub-Total (A)(1)</b>		<b>9</b>	<b>3580200</b>	<b>0</b>	<b>0</b>	<b>3580200</b>	<b>31.1674</b>	<b>3580200</b>	<b>0</b>	<b>3580200</b>	<b>31.1674</b>	<b>0</b>	<b>0.0000</b>	<b>405600</b>	<b>11.3290</b>	<b>0</b>	<b>0.0000</b>	<b>3580200</b>
<b>2 Foreign</b>																		
<b>(a) Individuals(Non-Resident Individuals/Foreign Individuals)</b>																		
<b>Total</b>		<b>0</b>	<b>0</b>	<b>0</b>	<b>0</b>	<b>0</b>	<b>0.0000</b>	<b>0</b>	<b>0</b>	<b>0</b>	<b>0.0000</b>	<b>0</b>	<b>0.0000</b>	<b>0</b>	<b>0.0000</b>	<b>0</b>	<b>0.0000</b>	<b>0</b>
<b>(b) Government</b>																		
<b>Total</b>		<b>0</b>	<b>0</b>	<b>0</b>	<b>0</b>	<b>0</b>	<b>0.0000</b>	<b>0</b>	<b>0</b>	<b>0</b>	<b>0.0000</b>	<b>0</b>	<b>0.0000</b>	<b>0</b>	<b>0.0000</b>	<b>0</b>	<b>0.0000</b>	<b>0</b>
<b>(c) Institutions</b>																		
<b>Total</b>		<b>0</b>	<b>0</b>	<b>0</b>	<b>0</b>	<b>0</b>	<b>0.0000</b>	<b>0</b>	<b>0</b>	<b>0</b>	<b>0.0000</b>	<b>0</b>	<b>0.0000</b>	<b>0</b>	<b>0.0000</b>	<b>0</b>	<b>0.0000</b>	<b>0</b>
<b>(d) Foreign Portfolio Investor</b>																		
<b>Total</b>		<b>0</b>	<b>0</b>	<b>0</b>	<b>0</b>	<b>0</b>	<b>0.0000</b>	<b>0</b>	<b>0</b>	<b>0</b>	<b>0.0000</b>	<b>0</b>	<b>0.0000</b>	<b>0</b>	<b>0.0000</b>	<b>0</b>	<b>0.0000</b>	<b>0</b>
<b>Sub-Total (A)(2)</b>		<b>0</b>	<b>0</b>	<b>0</b>	<b>0</b>	<b>0</b>	<b>0.0000</b>	<b>0</b>	<b>0</b>	<b>0</b>	<b>0.0000</b>	<b>0</b>	<b>0.0000</b>	<b>0</b>	<b>0.0000</b>	<b>0</b>	<b>0.0000</b>	<b>0</b>
<b>Total Shareholding of Promoter and Promoter Group (A) = (A)(1)+(A)(2)</b>		<b>9</b>	<b>3580200</b>	<b>0</b>	<b>0</b>	<b>3580200</b>	<b>31.1674</b>	<b>3580200</b>	<b>0</b>	<b>3580200</b>	<b>31.1674</b>	<b>0</b>	<b>0.0000</b>	<b>405600</b>	<b>11.3290</b>	<b>0</b>	<b>0.0000</b>	<b>3580200</b>
Details of Shares which remain unclaimed may be given here along with details such as number of shareholders, outstanding shares held in demat/unclaimed suspense account, voting rights which are frozen etc.																		
Note:																		
(1) PAN would not be displayed on website of Stock Exchange(s).																		
(2) The term "Encumbrance" has the same meaning as assigned under regulation 28(3) of SEBI (Substantial Acquisition of Shares and Takeovers) Regulations, 2011.																		




Table III - STATEMENT SHOWING SHAREHOLDING PATTERN OF THE PUBLIC SHAREHOLDER

Category & Name of the shareholders (I)	PAN (II)	No.s of Share holders (III)	No. of fully paid up equity Share held (IV)	Partly paid-up equity Share held (V)	No.s of shares underlying Depository Receipts (VI)	Total nos. shares held (VII)= (IV)+(V)+(VI)	Shareholding % calculated as per SCRR, 1957) As a % of (A+B+C2) (VII)	Number of Voting Rights held in each class of securities (IX)			No. of Shares Underlying Outstanding convertible securities (including Warrants) (X)	Total Shareholding, as a % assuming full conversion of convertible securities as a percentage of diluted share capital) (XI)=(VII)+(X) As a % of (A+B+C2)	Number of Locked in shares (XII)		Number of Shares pledged or otherwise encumbered (XIII)		Number of equity shares held in dematerialized form (XIV)	
								No of Voting Rights		Total as a % of Total Voting Rights			No. (a)	As a % of total shares held (b)	No. (Not applicable) (a)	As a % of total shares held (b)		
								Class Equity X	Class Others Y									Total
<b>1 Institutions</b>																		
(a) Mutual Funds		0	0	0	0	0	0.0000	0	0	0	0.0000	0	0.0000	0	0.0000	NA	NA	0
(b) Venture Capital Funds		0	0	0	0	0	0.0000	0	0	0	0.0000	0	0.0000	0	0.0000	NA	NA	0
(c) Alternate Investment Funds		0	0	0	0	0	0.0000	0	0	0	0.0000	0	0.0000	0	0.0000	NA	NA	0
(d) Foreign Venture Capital Investors		0	0	0	0	0	0.0000	0	0	0	0.0000	0	0.0000	0	0.0000	NA	NA	0
(e) Foreign Portfolio Investors		0	0	0	0	0	0.0000	0	0	0	0.0000	0	0.0000	0	0.0000	NA	NA	0
(f) Financial Institution/Banks		0	0	0	0	0	0.0000	0	0	0	0.0000	0	0.0000	0	0.0000	NA	NA	0
(g) Insurance Companies		0	0	0	0	0	0.0000	0	0	0	0.0000	0	0.0000	0	0.0000	NA	NA	0
(h) Provident Funds/ Pension Funds		0	0	0	0	0	0.0000	0	0	0	0.0000	0	0.0000	0	0.0000	NA	NA	0
SUB TOTAL (B)(1)		0	0	0	0	0	0.0000	0	0	0	0.0000	0	0.0000	0	0.0000	NA	NA	0
<b>2 Central / State government(s)</b>																		
(a) Central Government/ State Government(s)/President of India		0	0	0	0	0	0.0000	0	0	0	0.0000	0	0.0000	0	0.0000	NA	NA	0
SUB TOTAL (B)(2)		0	0	0	0	0	0.0000	0	0	0	0.0000	0	0.0000	0	0.0000	NA	NA	0
<b>3 Non-institutions</b>																		
(a) Individuals - i. Individual shareholders holding nominal share capital up to Rs. 2 lakhs.		20	217200	0	0	217200	1.8908	217200	0	217200	1.8908	0	1.8908	0	0.0000	NA	NA	217200
(a) INDIVIDUAL - ii. Individual shareholders holding nominal share capital in excess of Rs. 2 lakhs.		7	421200	0	0	421200	3.6668	421200	0	421200	3.6668	0	3.6668	0	0.0000	NA	NA	421200
(b) NBFCs registered with RBI		0	0	0	0	0	0.0000	0	0	0	0.0000	0	0.0000	0	0.0000	NA	NA	0
(c) Employee Trusts		0	0	0	0	0	0.0000	0	0	0	0.0000	0	0.0000	0	0.0000	NA	NA	0
(d) Overseas Depositories (holding DRs) (balancing figure)		0	0	0	0	0	0.0000	0	0	0	0.0000	0	0.0000	0	0.0000	NA	NA	0
(e) Any Other(BODIES CORPORATE)		16	7110600	0	0	7110600	61.9013	7110600	0	7110600	61.9013	0	61.9013	0	0.0000	NA	NA	7110600
AZURA PROJECTS PRIVATE LIMITED	AAGCA9030R	1	959600	0	0	959600	8.3538	959600	0	959600	8.3538	0	8.3538	0	0.0000	0	0	959600
BADNOOBS TECHNOLOGY (OPC) PRIVATE LIMITED	AAHCB1817A	1	558600	0	0	558600	4.8629	558600	0	558600	4.8629	0	4.8629	0	0.0000	0	0	558600
CARRON INVESTMENTS PVT LTD	AAACC1995K	1	384800	0	0	384800	3.3499	384800	0	384800	3.3499	0	3.3499	0	0.0000	0	0	384800
CLEAR WATER COMMODITIES PRIVATE LIMITED	AAECC8303M	1	169800	0	0	169800	1.4782	169800	0	169800	1.4782	0	1.4782	0	0.0000	0	0	169800
FASHIONS BRANDS (INDIA) PRIVATE LIMITED	AAACF8207B	1	342800	0	0	342800	2.9842	342800	0	342800	2.9842	0	2.9842	0	0.0000	0	0	342800
GRYFFIN ADVISORY SERVICES PRIVATE LIMITED	AAFCM9591G	1	1978800	0	0	1978800	17.2264	1978800	0	1978800	17.2264	0	17.2264	0	0.0000	0	0	1978800
NATURAL SUPPLIERS PRIVATE LIMITED	AADCN4238M	1	1544400	0	0	1544400	13.4448	1544400	0	1544400	13.4448	0	13.4448	0	0.0000	0	0	1544400
PARAMONE CONCEPTS LIMITED	AAACP4764D	1	489200	0	0	489200	4.2587	489200	0	489200	4.2587	0	4.2587	0	0.0000	0	0	489200
SAZ POWER SOLUTIONS LLP	ADNFS1176P	1	132600	0	0	132600	1.1543	132600	0	132600	1.1543	0	1.1543	0	0.0000	0	0	132600
(e) Any Other(CLEARING MEMBER)		1	157800	0	0	157800	1.3737	157800	0	157800	1.3737	0	1.3737	0	0.0000	NA	NA	157800
CHOICE EQUITY BROKING PRIVATE LIMITED	AADCC8390B	1	157800	0	0	157800	1.3737	157800	0	157800	1.3737	0	1.3737	0	0.0000	0	0	157800
SUB TOTAL (B)(3)		44	7906800	0	0	7906800	68.8326	7906800	0	7906800	68.8326	0	68.8326	0	0.0000	NA	NA	7906800
Total Public Shareholding (B) = (B)(1)+(B)(2)+(B)(3)		44	7906800	0	0	7906800	68.8326	7906800	0	7906800	68.8326	0	68.8326	0	0.0000	0	NA	7906800

Details of the shareholders acting as persons in Concert including their Shareholding (No. and %): 0

Details of Shares Which remain unclaimed may be given hear along with details such as number of shareholders, outstanding shares held in demat/unclaimed suspense account, voting rights which are frozen etc.

Note:

(1) PAN would not be displayed on website of Stock Exchange(s).

(2) The above format needs to be disclosed along with the name of following persons:

Institutions/Non Institutions holding more than 1% of total number of shares.





Table IV - STATEMENT SHOWING SHAREHOLDING PATTERN OF THE NON PROMOTER - NON PUBLIC SHAREHOLDER

Category & Name of the shareholders (I)	PAN (II)	No. of Share holders (III)	No. of fully paid up equity Share held (IV)	Partly paid-up equity Share held (V)	No.s of shares underlying Depository Receipts (VI)	Total no. shares held (VII)= (IV)+(V)+(VI)	Shareholding % calculated as per SCRR,1957 As a % of (A+B+C2) (VIII)	Number of Voting Rights held in each class of securities (IX)			No. of Shares Underlying Outstanding convertible securities (including Warrants) (X)	Total Shareholding, as a % assuming full conversion of convertible securities( as a % of diluted share capital) (XI)=(VII)+(X) As a % of (A+B+C2)	Number of Locked in shares (XII)		Number of Shares pledged or otherwise encumbered (XIII)		Number of equity shares held in dematerialized form (XIV)		
								No of Voting Rights		Total as a % of (A+B+C)			No. (a)	As a % of total shares held (b)	No. (Not applicable) (a)	As a % of total shares held (Not applicable)			
								Class Equity x	Class Others y									Total	
1 Custodian/DR Holder			0	0	0	0	0.0000	0	0	0	0.0000	0	0.0000	0	0.0000	NA	NA	0	
Total Non Promoter- Non Public Shareholding (C)=(C)(1)+(C)(2)			0	0	0	0	0.0000	0	0	0	0.0000	0	0.0000	0	0.0000	NA	NA	0	
Note (1) PAN would not be displayed on website of Stock Exchange(s). (2) The above format needs to disclose name of all holders holding more than 1% of total number of shares. (3) W.r.t. the information pertaining to Depository Receipts, the same may be disclosed in the respective columns to the extent information available.																			



**Table V - STATEMENT SHOWING DETAILS OF SIGNIFICANT BENEFICIAL OWNERS**

Sr. No	Details of the significant beneficial owner (I)			Details of the registered owner (II)			Details of holding/ exercise of right of the SBO in the reporting company, whether direct or indirect *: (III) Whether by virtue of:					Date of creation / acquisition of significant beneficial interest* (IV)	
	Name	PAN/Passport No. in case of a foreign national	Nationality	Name	PAN/Passport No. in case of a foreign national	Nationality	Shares %	Voting rights %	Rights on distributable dividend or any other distribution	Exercise of control	Exercise of significant influence		

