

Holding of Specified Securities

Annexure - I

1. Name of Listed Entity:	KHEMANI DISTRIBUTORS AND MARKETINGS LTD FV5		
2. Scrip Code/Name of Scrip/Class of Security			
3. Share Holding Pattern Filed under: Reg. 31(1)(a)/Reg. 31(1)(b)/Reg.31(1)(c)			
a. If under 31(1)(b) then indicate the report for Quarter ending	30-09-2019		
b. If under 31(1)(c) then indicate date of allotment/extinguishment			
4. Declaration: The Listed entity is required to submit the following declaration to the extent of submission of information:-			
	Particulars	Yes*	No*
1	Whether the Listed Entity has issued any partly paid up shares?		
2	Whether the Listed Entity has issued any Convertible Securities or Warrants?		
3	Whether the Listed Entity has any shares against which depository receipts are issued?		
4	Whether the Listed Entity has any shares in locked-in?		
5	Whether any shares held by promoters are pledge or otherwise encumbered?		
<p>* If the Listed Entity selects the option 'No' for the questions above, the columns for the partly paid up shares, Outstanding Convertible Securities/Warrants, depository receipts, locked-in shares, No of shares pledged or otherwise encumbered by promoters, as applicable, shall not be displayed at the time of dissemination on the Stock Exchange website. Also wherever there is 'No' declared by Listed Entity in above table the values will be considered as 'Zero' by default on submission of the format of holding of specified securities.</p>			




Table I - SUMMARY STATEMENT HOLDING OF SPECIFIED SECURITIES

Category (I)	Category of shareholder (II)	No.s of Share holders (III)	No. of fully paid up equity Share held (IV)	No.s of Partly paid-up equity Share held (V)	No. of shares underlying Depository Receipts (VI)	Total nos. shares held (VII)= (IV)+(V)+(VI)	Shareholding as a % of total no. of shares (calculated as per SCRR,1957) (VIII) As a % of (A+B+C2)	Number of Voting Rights held in each class of securities (IX)			No. of Shares Underlying Outstanding convertible securities (including Warrants) (X)	Shareholding, as a % assuming full conversion of convertible securities(as a % of diluted share capital) (XI)=(VII)+(X) As a % of (A+B+C2)	Number of Locked in shares (XII)		Number of Shares pledged or otherwise encumbered (XIII)		Number of equity shares held in dematerialized form (XIV)
								No of Voting Rights		Total as a % of (A+B+C)			No. (a)	As a % of total shares held (b)	No. (a)	As a % of total shares held (b)	
								Class Equity x	Class Others y								
(A)	Promoter & Promoter Group	7	3174600	0	0	3174600	27.6365	3174600	0	3174600	27.6365	0	0.0000	0	0.0000	0	3174600
(B)	Public	25	8312400	0	0	8312400	72.3635	8312400	0	8312400	72.3635	0	0.0000	NA	NA	NA	8312400
(C)	Non Promoter-Non Public	0	0	0	0	0	0	0	0	0	0.0000	0	0.0000	NA	NA	NA	0
(C1)	Shares underlying DRs	0	0	0	0	0	NA	0	0	0	0.0000	0	0.0000	NA	NA	NA	0
(C2)	Shares held by Employee Trusts	0	0	0	0	0	0	0	0	0	0.0000	0	0.0000	NA	NA	NA	0
	Total	32	11487000	0	0	11487000		11487000	0	11487000	100.0000	0	0.0000				11487000




Table II - STATEMENT SHOWING SHAREHOLDING PATTERN OF THE PROMOTER AND PROMOTER GROUP

Category & Name of the shareholders (I)	PAN (II)	No of Share holders (III)	No of fully paid up equity Shares held (IV)	Partly paid-up equity Share held (V)	No. of shares underlying Depository Receipts (VI)	Total nos. shares held (VII)= (IV)+(V)+(VI)	Shareholding % calculated as per SCRR,1957 As a % of (A+B+C2) (VIII)	Number of Voting Rights held in each class of securities (IX)			No. of Shares Underlying Outstanding convertible securities (including Warrants) (X)	Shareholding, as a % assuming full conversion of convertible securities as a % of diluted share capital (XI)=(VII)+(X) As a % of (A+B+C2)	Number of Locked in shares (XII)		Number of Shares pledged or otherwise encumbered (XIII)		Number of equity shares held in dematerialized form (XIV)		
								No of Voting Rights		Total as a % of (A+B+C)			No. (a)	As a % of total shares held (b)	No. (a)	As a % of total shares held (b)			
								Class Equity x	Class Others y									Total	
1 Indian																			
(a) Individuals/Hindu undivided Family																			
AMIT VIJAYKUMAR KHEMANI	ADPPK7305L		1	13800	0	0	13800	0.1201	13800	0	13800	0.1201	0	0.1201	0	0.0000	0	0.0000	13800
AVINASH VIJAYKUMAR KHEMANI	AEIPK3627B		1	5640	0	0	5640	0.0491	5640	0	5640	0.0491	0	0.0491	0	0.0000	0	0.0000	5640
SANJU AVINASH KHEMANI	AFMPK1399B		1	5640	0	0	5640	0.0491	5640	0	5640	0.0491	0	0.0491	0	0.0000	0	0.0000	5640
ANUPA AMIT KUMAR KHEMANI	AFRPA6413R		1	5640	0	0	5640	0.0491	5640	0	5640	0.0491	0	0.0491	0	0.0000	0	0.0000	5640
VIJAYKUMAR MANGTURAM KHEMANI	AGFPK2444R		1	3132600	0	0	3132600	27.2708	3132600	0	3132600	27.2708	0	27.2708	0	0.0000	0	0.0000	3132600
SUSHILA DEVI KHEMANI	ALLPK7221M		1	5640	0	0	5640	0.0491	5640	0	5640	0.0491	0	0.0491	0	0.0000	0	0.0000	5640
DIMPLE PRADEEP MANSINGHKA	AYWPM5380M		1	5640	0	0	5640	0.0491	5640	0	5640	0.0491	0	0.0491	0	0.0000	0	0.0000	5640
Total			7	3174600	0	0	3174600	27.6365	3174600	0	3174600	27.6365	0	27.6365	0	0.0000	0	0.0000	3174600
(b) Central Government/State Government(s)																			
Total			0	0	0	0	0	0.0000	0	0	0	0.0000	0	0.0000	0	0.0000	0	0.0000	0
(c) Financial Institutions/Banks																			
Total			0	0	0	0	0	0.0000	0	0	0	0.0000	0	0.0000	0	0.0000	0	0.0000	0
Sub-Total (A)(1)			7	3174600	0	0	3174600	27.6365	3174600	0	3174600	27.6365	0	27.6365	0	0.0000	0	0.0000	3174600
2 Foreign																			
(a) Individuals(Non-Resident Individuals/Foreign Individuals)																			
Total			0	0	0	0	0	0.0000	0	0	0	0.0000	0	0.0000	0	0.0000	0	0.0000	0
(b) Government																			
Total			0	0	0	0	0	0.0000	0	0	0	0.0000	0	0.0000	0	0.0000	0	0.0000	0
(c) Institutions																			
Total			0	0	0	0	0	0.0000	0	0	0	0.0000	0	0.0000	0	0.0000	0	0.0000	0
(d) Foreign Portfolio Investor																			
Total			0	0	0	0	0	0.0000	0	0	0	0.0000	0	0.0000	0	0.0000	0	0.0000	0
Sub-Total (A)(2)			0	0	0	0	0	0.0000	0	0	0	0.0000	0	0.0000	0	0.0000	0	0.0000	0
Total Shareholding of Promoter and Promoter Group (A) = (A)(1)+(A)(2)			7	3174600	0	0	3174600	27.6365	3174600	0	3174600	27.6365	0	27.6365	0	0.0000	0	0.0000	3174600

Details of Shares which remain unclaimed may be given hear along with details such as number of shareholders, outstanding shares held in demat/unclaimed suspense account, voting rights which are frozen etc.

Note:
 (1) PAN would not be displayed on website of Stock Exchange(s).
 (2) The term "Encumbrance" has the same meaning as assigned under regulation 28(3) of SEBI (Substantial Acquisition of Shares and Takeovers) Regulations, 2011.




Table III - STATEMENT SHOWING SHAREHOLDING PATTERN OF THE PUBLIC SHAREHOLDER

Category & Name of the shareholders (I)	PAN (II)	No.s of Share holders (III)	No. of fully paid up equity Share held (IV)	Partly paid-up equity Share held (V)	No.s of shares underlying Depository Receipts (VI)	Total nos. shares held (VII)= (IV)+(V)+(VI)	Shareholding % calculated as per SCRR,1957 As a % of (A+B+C2) (VIII)	Number of Voting Rights held in each class of securities (IX)			No. of Shares Underlying Outstanding convertible securities (including Warrants) (X)	Total Shareholding, as a % assuming full conversion of convertible securities as a percentage of diluted share capital) (XI)=(VII)+(X) As a % of (A+B+C2)	Number of Locked in shares (XII)		Number of Shares pledged or otherwise encumbered (XIII)		Number of equity shares held in dematerialized form (XIV)	
								No of Voting Rights		Total as a % of Total Voting Rights			No. (a)	As a % of total shares held (b)	No. (Not applicable) (a)	As a % of total shares held (b)		
								Class Equity X	Class Others Y									Total
1 Institutions																		
(a) Mutual Funds		0	0	0	0	0	0.0000	0	0	0	0.0000	0	0.0000	0	0.0000	NA	NA	0
(b) Venture Capital Funds		0	0	0	0	0	0.0000	0	0	0	0.0000	0	0.0000	0	0.0000	NA	NA	0
(c) Alternate Investment Funds		0	0	0	0	0	0.0000	0	0	0	0.0000	0	0.0000	0	0.0000	NA	NA	0
(d) Foreign Venture Capital Investors		0	0	0	0	0	0.0000	0	0	0	0.0000	0	0.0000	0	0.0000	NA	NA	0
(e) Foreign Portfolio Investors		0	0	0	0	0	0.0000	0	0	0	0.0000	0	0.0000	0	0.0000	NA	NA	0
(f) Financial Institution/Banks		0	0	0	0	0	0.0000	0	0	0	0.0000	0	0.0000	0	0.0000	NA	NA	0
(g) Insurance Companies		0	0	0	0	0	0.0000	0	0	0	0.0000	0	0.0000	0	0.0000	NA	NA	0
(h) Provident Funds/ Pension Funds		0	0	0	0	0	0.0000	0	0	0	0.0000	0	0.0000	0	0.0000	NA	NA	0
SUB TOTAL (B)(1)		0	0	0	0	0	0.0000	0	0	0	0.0000	0	0.0000	0	0.0000	NA	NA	0
2 Central / State government(s)																		
(a) Central Government/ State Government(s)/President of India		0	0	0	0	0	0.0000	0	0	0	0.0000	0	0.0000	0	0.0000	NA	NA	0
SUB TOTAL (B)(2)		0	0	0	0	0	0.0000	0	0	0	0.0000	0	0.0000	0	0.0000	NA	NA	0
3 Non-institutions																		
(a. 1) Individuals - i. Individual shareholders holding nominal share capital up to Rs. 2 lakhs.		12	40800	0	0	40800	0.3552	40800	0	40800	0.3552	0	0.3552	0	0.0000	NA	NA	40800
(a. 2) INDIVIDUAL - ii. Individual shareholders holding nominal share capital in excess of Rs. 2 lakhs.		1	114600	0	0	114600	0.9976	114600	0	114600	0.9976	0	0.9976	0	0.0000	NA	NA	114600
(b) NBFCs registered with RBI		0	0	0	0	0	0.0000	0	0	0	0.0000	0	0.0000	0	0.0000	NA	NA	0
(c) Employee Trusts		0	0	0	0	0	0.0000	0	0	0	0.0000	0	0.0000	0	0.0000	NA	NA	0
(d) Overseas Depositories (holding DRs) (balancing figure)		0	0	0	0	0	0.0000	0	0	0	0.0000	0	0.0000	0	0.0000	NA	NA	0
(e) Any Other(BODIES CORPORATE)		10	6017600	0	0	6017600	52.3862	6017600	0	6017600	52.3862	0	52.3862	0	0.0000	NA	NA	6017600
AZURA PROJECTS PRIVATE LIMITED	AAGCA9030R	1	959600	0	0	959600	8.3538	959600	0	959600	8.3538	0	8.3538	0	0.0000	NA	NA	959600
CARRON INVESTMENTS PVT LTD	AAACC1995K	1	471800	0	0	471800	4.1073	471800	0	471800	4.1073	0	4.1073	0	0.0000	NA	NA	471800
CLEAR WATER COMMODITIES PRIVATE LIMITED	AAECC8303M	1	302400	0	0	302400	2.6325	302400	0	302400	2.6325	0	2.6325	0	0.0000	NA	NA	302400
EDELWEISS BROKING LTD	AABCE9421H	1	912000	0	0	912000	7.9394	912000	0	912000	7.9394	0	7.9394	0	0.0000	NA	NA	912000
GRYFFIN ADVISORY SERVICES PRIVATE LIMITED	AAFMC9591G	1	2000400	0	0	2000400	17.4145	2000400	0	2000400	17.4145	0	17.4145	0	0.0000	NA	NA	2000400
NATURAL SUPPLIERS PRIVATE LIMITED	AADCN4238M	1	1138800	0	0	1138800	9.9138	1138800	0	1138800	9.9138	0	9.9138	0	0.0000	NA	NA	1138800
(e) Any Other(CLEARING MEMBER)		2	2139400	0	0	2139400	18.6245	2139400	0	2139400	18.6245	0	18.6245	0	0.0000	NA	NA	2139400
CHOICE EQUITY BROKING PRIVATE LIMITED	AADCC8390B	1	523200	0	0	523200	4.5547	523200	0	523200	4.5547	0	4.5547	0	0.0000	NA	NA	523200
ORBIS FINANCIAL CORPORATION LIMITED	AAACF9386P	1	1616200	0	0	1616200	14.0698	1616200	0	1616200	14.0698	0	14.0698	0	0.0000	NA	NA	1616200
SUB TOTAL (B)(3)		25	8312400	0	0	8312400	72.3635	8312400	0	8312400	72.3635	0	72.3635	0	0.0000	NA	NA	8312400
Total Public Shareholding (B) = (B)(1)+(B)(2)+(B)(3)		25	8312400	0	0	8312400	72.3635	8312400	0	8312400	72.3635	0	72.3635	0	0.0000	NA	NA	8312400

Details of the shareholders acting as persons in Concert including their Shareholding (No. and %): 0

Details of Shares which remain unclaimed may be given here along with details such as number of shareholders, outstanding shares held in demat/unclaimed suspense account, voting rights which are frozen etc.

Note:

(1) PAN would not be displayed on website of Stock Exchange(s).

(2) The above format needs to be disclosed along with the name of following persons:

Institutions/Non Institutions holding more than 1% of total number of shares.




Table IV - STATEMENT SHOWING SHAREHOLDING PATTERN OF THE NON PROMOTER - NON PUBLIC SHAREHOLDER

Category & Name of the shareholders (I)	PAN (II)	No. of Share holders (III)	No. of fully paid up equity Share held (IV)	Partly paid-up equity Share held (V)	No.s of shares underlying Depository Receipts (VI)	Total no. shares held (VII)= (IV)+(V)+(VI)	Shareholding % calculated as per SCRR,1957 As a % of (A+B+C2) (VIII)	Number of Voting Rights held in each class of securities (X)			No. of Shares Underlying Outstanding convertible securities (including Warrants) (X)	Total Shareholding, as a % assuming full conversion of convertible securities(as a % of diluted share capital) (XI)=(VII)+(X) As a % of (A+B+C2)	Number of Locked in shares (XII)		Number of Shares pledged or otherwise encumbered (XIII)		Number of equity shares held in dematerialized form (XIV)	
								No of Voting Rights		Total as a % of (A+B+C)			No. (a)	As a % of total shares held (b)	No. (Not applicable) (a)	As a % of total shares held (Not applicable)		
								Class Equity x	Class Others y									Total
1 Custodian/DR Holder			0	0	0	0	0.0000	0	0	0	0.0000	0	0.0000	0	0.0000	NA	NA	0
Total Non Promoter- Non Public Shareholding (C)=(C)(1)+(C)(2)			0	0	0	0	0.0000	0	0	0	0.0000	0	0.0000	0	0.0000	NA	NA	0

Note
 (1) PAN would not be displayed on website of Stock Exchange(s).
 (2) The above format needs to disclose name of all holders holding more than 1% of total number of shares.
 (3) W.r.t. the information pertaining to Depository Receipts, the same may be disclosed in the respective columns to the extent information available.




Table V - STATEMENT SHOWING DETAILS OF SIGNIFICANT BENEFICIAL OWNERS

Sr. No	Details of the significant beneficial owner (I)			Details of the registered owner (II)			Details of holding/ exercise of right of the SBO in the reporting company, whether direct or indirect *: (III) Whether by virtue of:					Date of creation / acquisition of significant beneficial interest* (IV)
	Name	PAN/Passport No. in case of a foreign national	Nationality	Name	PAN/Passport No. in case of a foreign national	Nationality	Shares %	Voting rights %	Rights on distributabl e dividend or any other distribution	Exercise of control	Exercise of significant influence	

